



HARBOR STAR
SHIPPING SERVICES, INC.

Integrated Annual and Sustainability Report
2022



Table of Contents



Company Profile	1	36	Business Economic Performance
Subsidiaries	3	37	Employee Engagement and Well-Being
Financial Highlights	5	41	Environmental Protection and Sustainable Operations
Mission, Vision, Values	7	42	Workplace Safety and Health
Message to Our Stockholders	8	43	Compliance to International Standards and Maintenance
Operational Highlights	11	44	United Nations Sustainable Development Goals
Our Services	12	46	GRI Content Index
Our Fleet	15	50	Statement of Management's Responsibility for Financial Statements
Corporate Governance	16	51	Independent Auditor's Report
Board of Directors Profiles	18	60	Financial Statements
Board of Directors	20	130	Harbor Star Base Ports
Key Officers	22	131	Harbor Star Offices
Management Team Profiles	23		
Management Team	28		
Sustainability Report 2022	30		
Material Topics and Boundaries	32		
Stakeholder Engagement	34		

Company Profile



Harbor Star Shipping Services, Inc. (“Harbor Star” or “the Company” or “Parent Company”) was registered with the Securities and Exchange Commission (“SEC”) on 05 July 1988 under the name “Seatows, Inc.” with the primary purpose of engaging in domestic and international towage, commerce, and navigation in the carriage of goods and passengers by water upon the seas, lakes, rivers, canals, bays, harbors, and other waterways.

Through the years, Harbor Star amended its Articles of Incorporation to engage in other business endeavors. It is now a company with diversified businesses interests ranging from towing to construction and energy.

In terms of its maritime business, Harbor Star is the leading marine services company having the widest area of service coverage and the most diverse service lines. In 2009, the Company raised the bar in the tug industry when it was certified as being compliant with ISO 9001:2015 for quality management system, ISO 14001:2015 for environmental management system, and OHSAS 45001:2018 for occupational health safety

management system. The Company continues to maintain and upgrade its certifications with DNV-GL.

From its initial office in Manila in 1998, Harbor Star now has offices in Batangas, Cebu, Davao, Cagayan de Oro, Iloilo, and Subic.

On 30 October 2013, Harbor Star’s common shares were listed in the Philippine Stock Exchange following the initial public offering of 30% of its shares at an issue price of PHP1.88 per share.

In 2014, Harbor Star through its subsidiary, Peak Flag Sdn Bhd., became the first Filipino tugboat company to operate in Malaysia. Its tugs render harbor assist and ship-to-ship transfer operations in three ports in Malaysia.

In 2016, Harbor Star created the Diving, Marine Maintenance and Construction (DMMC) Division and secured its Contractor’s License with the Philippine Contractors Accreditation Board (“PCAB”) to engage in general construction and engineering in the Philippines. The Company

obtained its Triple "A" PCAB License in 2018 allowing it to take on a broader and more complex range of projects.

In 2017, Harbor Star formalized its entry into the energy industry when it incorporated a wholly owned subsidiary, Harbor Star Energy Corporation (HSEC). In 2018, HSEC acquired 100% shareholdings of ASTRONERGY Development Gensan Inc. (ADGI), and 100% of ADGI's subsidiaries, ASTRONERGY Development F1, Inc. and ASTRONERGY Development F2, Inc. The said acquisitions allowed Harbor Star, thru HSEC, to own and control a 25 MW solar power plant project, with option to expand to 75 MW, in General Santos City.

In February 2018, Harbor Star incorporated a wholly owned subsidiary, Harbor Star East Asia (Myanmar) Ltd.

In August 2018, the Company acquired 31% of the outstanding capital stock of tugboat operator High Energy Marine Services, Inc. (HEMSI). HEMSI is the dominant tugboat operator in the Manila South Harbor which is managed by Asian Terminals, Inc. ("ATI").

In April 2021, the Securities and Exchange Commission issued the certificate of incorporation of Harbor Star Construction ("HSCC"). HSCC is a wholly owned subsidiary of Harbor Star.

In May 2021, Harbor Star signed a two (2) year time charter agreement with Philippine Associated Smelting and Refining Corporation ("PASAR") for the second and third tug requirement. PASAR processes and exports refined copper and precious metal in Isabel, Leyte.

In September 2021, Harbor Star together with T&T Salvage of the United States, successfully salvaged the Panamanian registered Bulk Carrier "Ambition Journey". The massive 189-meter vessel ran aground on 02 August 2021 in Sulangan Island in Guiuan town, Eastern Samar. Harbor Star and T&T continued to coordinate with the Philippine Coast Guard and the appropriate local government units to ensure the orderly departure of Ambition Journey and the protection of the marine environment.

Also in September 2021, Harbor Star signed a two (2) year service agreement with Mariveles Grain Corporation ("MGC") to provide towage, salvage, deep-sea diving, wreck removal, docking/undocking, berthing/unberthing and other services to all foreign vessels using the MGC facility at Mariveles, Bataan.

In 2022, Harbor Star continued its market dominance through its core competence of harbor assist by assisting 5,447 foreign vessels and 2,639 domestic vessels during the year. The Company also won biddings and contracts as it sought to strengthen its market position and develop its other service lines.

In January 2022, Harbor Star was hired by ILA Adventures, Inc. to salvage the yacht MY Infiniti which ran aground in Cebu on 16 December 2021 due to Typhoon "Odette".

In February 2022, Harbor Star was hired by the owners of MV Sunny Link for the safe grounding, oil spill response, and bunker removal of the said vessel which suffered heavy midship damage while on her voyage to China. Likewise, in March 2022 the cargo owners separately hired Harbor Star to arrange the transfer of 471 steel slabs from the Vessel to another vessel for the safe delivery of the cargo to China.

Also in February 2022, Harbor Star was hired by the Owners of vessel Scorpio Honor, which was fully laden with nickel ore, to refloat the vessel after she ran aground in Quezon, Palawan.

In April 2022, Harbor Star was hired by Sub-See Philippines, Inc. for the wreck removal of vessels Yume and Wakaseto which capsized at Pier 3, due to Typhoon Odette.

In October 2022, Peak Flag Sdn Bhd, a subsidiary of Harbor Star, took delivery of M/T Izar at Port Klang, Malaysia. The 48-ton bollard pull rated tugboat was acquired by Peak Flag from Japan to meet the current market demand for harbor tugs in Malaysia. M/T Izar joins Peak Flag's fleet of 3 other tugs which are already on time charter with major ports and clients in Malaysia.

Subsidiaries



Harbor Star Subic Corp.

Harbor Star Subic Corp. (“HSSC”) was registered with the SEC on 17 September 2015. Its primary purpose is to engage in marine-related ancillary services such as harbor assistance, towage, lighterage, oil-spill response and underwater marine services.

HSSC commercial operations commenced in 2016 with the arrival of its first vessel M/T Lucida.

In December 2018, Harbor Star Subic deployed two vessels, M/T Lucida and M/T Zaniah, to service the economic zone.

On 15 March 2019, Harbor Star Subic acquired the 3,600 BPH M/T Jabbah to support its operations in Subic.

Harbor Star owns 99.9% of HSSC.

Harbor Star Energy Corporation

On 11 May 2017, the Securities and Exchange Commission approved the incorporation of Harbor Star Energy Corporation (“HSEC”), a wholly owned subsidiary of the Company. The primary purpose of HSEC is to carry on the general business of generating, distributing, and storing electric power derived from solar energy, other renewable energy sources and fuels.

In 2018, HSEC acquired 100% shareholdings of ASTRONERGY Development Gensan Inc. (ADGI), and 100% of ADGI’s subsidiaries, ASTRONERGY Development F1, Inc. and ASTRONERGY Development F2, Inc. The said acquisitions allowed Harbor Star, through HSEC, to own and control a 25 MW solar power plant project, with option to expand to 75 MW, in General Santos City.

As of 31 December 2022, ADGI had delivered 121,610,000 KWh of electricity to SOCOTECO II.

Harbor Star owns 99.9% of HSEC.

Harbor Star Construction Company

On 23 April 2021, the Securities and Exchange Commission issued the certificate of incorporation of Harbor Star Construction (“HSCC”). HSCC is a wholly-owned subsidiary of TUGS with an authorized capital stock of Ninety Million Pesos (P90,000,000.00) of which Thirty Million Pesos (P30,000,000.00) have been subscribed and fully paid.

HSCC's primary purpose is to engage in the business of general building construction and other allied business including the constructing, developing, repairing, altering, enlarging, removing, restoring, designing, or otherwise engaging in any construction jobs of all description or works.

Harbor Star owns 100% of HSCC.

Peak Flag Sdn. Bhd.

Peak Flag Sdn. Bhd. (“Peak Flag”) was incorporated in Malaysia on 18 October 2011. Peak Flag aims to provide marine services at select ports in Malaysia which exhibit high vessel traffic and the opening of additional berthing areas.

Peak Flag's commercial operations commenced in February 2015 with M/T Hamal operating at Malaysia's North port. Months after Peak Flag brought in an additional vessel, M/T Mirzam, which operated at Kuantan Port.

In 2019, Peak Flag was awarded a contract to provide harbor tug services to Westports Malaysia Sdn Bhd in Port Klang, Malaysia (“Westports Malaysia”). Peak Flag will provide a sixty (60) ton bollard pull tug for a period of three (3) years with an option for extension for another two (2) years. On 30 May 2019, Peak Flag acquired the 2500 bhp M/T Pollux. In August 2022, the contract of Pollux was renewed by Westports Malaysia for another 3+2 years.

Subsequently, on 10 September 2022, Mirzam was awarded a one-year contract from Penang Port. In October 2022, Peak Flag Sdn Bhd, took delivery of M/T Izar at Port Klang, Malaysia. The 48-ton bollard pull rated tugboat was acquired by Peak Flag from Japan to meet the current market demand for harbor tugs in Malaysia.

Harbor Star owns a 45.0% stake at Peak Flag.

Harbor Star East Asia (Myanmar) Ltd.

On 15 February 2018, the Republic of the Union of Myanmar approved the incorporation of Harbor Star East Asia (Myanmar) Ltd., a wholly owned subsidiary of Harbor Star Shipping Services, Inc., primarily to explore several business opportunities in Myanmar by marketing its expertise in integrated maritime services.

As of 18 May 2021, the registered office of HSEA was located in Yangon, Myanmar. There is currently no operation due to the current political struggle and COVID pandemic.

Harbor Star owns 99.99% of HSEA.

Harbor Star East Asia (Thailand) Co., Ltd.

On 20 September 2019, the Department of Business Development of Malaysia approved the Incorporation of Harbor Star East Asia (Thailand) Co., Ltd. The company was registered to be engaged in the maritime business.

As of December 2021, Harbor Star East Asia (Thailand) Co., Ltd had been liquidated due to lack of operations during to the pandemic.

Harbor Star owns 28.99% of HSEA Thailand.

Financial Highlights

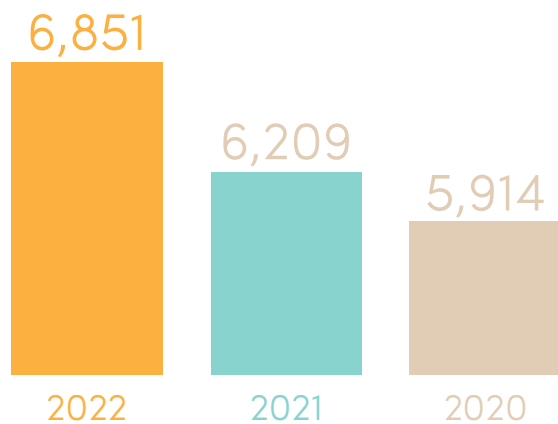
Net Revenue (In Million Pesos)



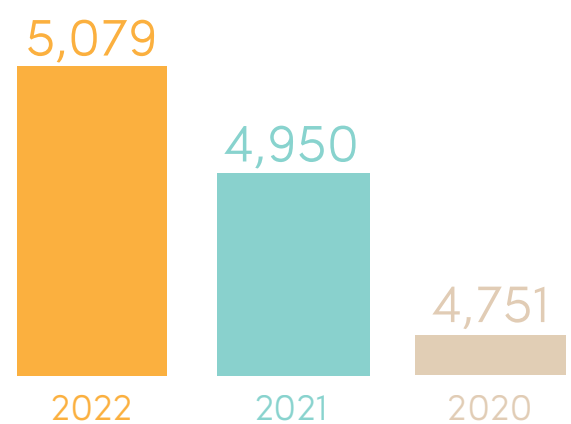
Total Expenses (In Million Pesos)



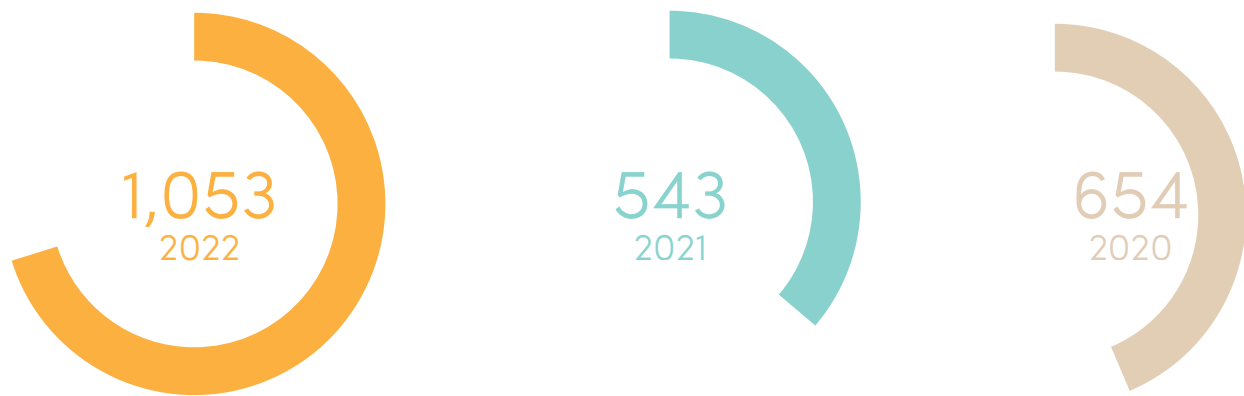
Total Assets (In Million Pesos)



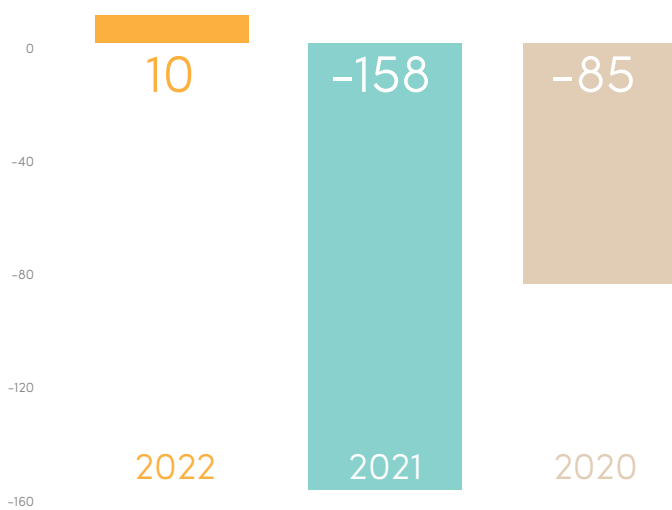
Total Liabilities (In Million Pesos)



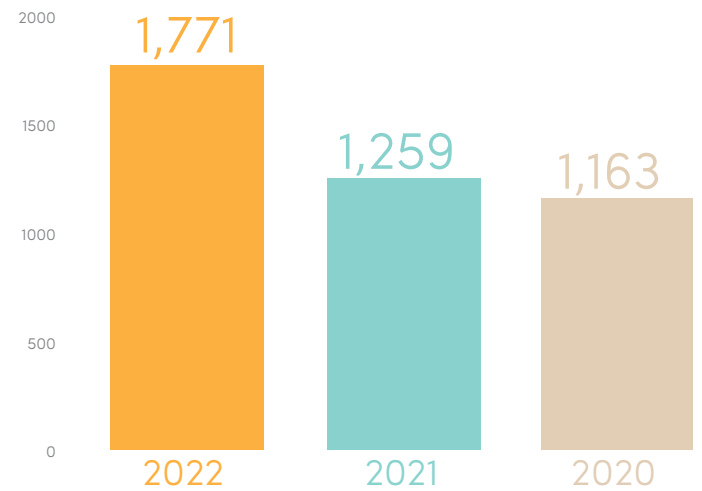
EBITDA (In Million Pesos)



Net Income (In Million Pesos)



Total Equity (In Million Pesos)



Earning per Share (in Pesos)



Mission • Vision • Values



COMPANY VISION

To build a healthy diversified portfolio of profitable businesses and belong to the top 1% Philippine companies by 2023

Increase Revenue

Rationalize Expenses

Improve Return on Asset Ratio

Market Penetration

Product Development

Diversification

Joint Venture

MISSION

To deliver diversified services:

- S**afely, promptly and efficiently
- T**aking care of the environment
- A**ssuring equitable returns to shareholders
- R**esponsive to employees and stakeholders' welfare
- S**trictly observing good corporate governance

VALUES

- H**onesty
- A**ccountability
- R**eliability
- B**enevolence
- O**rderliness
- R**esourcefulness
- S**ervice Oriented
- T**rustworthiness
- A**daptability
- R**espect

Message to Our Stockholders



Geronimo P. Bella, Jr.
Chairman of the Board and President

Fellow Shareholders,

The year 2022 saw another dynamic but challenging business environment for the shipping industry. The continued impact of the COVID-19 pandemic and the war in Ukraine led to an unprecedented fuel price hike, as well as increased environmental regulations, geopolitical tensions, and trade disputes affecting our operational costs.

Despite these external challenges, I am pleased to report that Harbor Star and its related companies delivered strong overall results in 2022 – with an all-time high revenue total of PHP2.7 billion, representing a 41% increase from the PHP1.91 billion in revenues in 2021. More importantly, this allowed the Company to post a

modest profit this year coming from incurring losses the previous three (3) years. We believe this may be the start of the turning point as the plans and programs we laid out the last few years are beginning to bear fruit.

Turning the Tide in Profitability

To mitigate the external impacts on our operational results, we remained attuned to the changing business and economic landscape. We implemented appropriate measures to address challenges and capitalize on opportunities throughout the year. These included proactive cost management, investment in sustainable practices, and strengthening customer relationships, all of which have allowed us to push forward steadily

with PHP10 million in net income for 2022. This was a result of the Company focusing more on flexing its muscles in its core businesses of harbor assist and salvage operations.

I am pleased to share that Harbor Star's gross profit of PHP1.05 billion in 2022 is 94% higher than the PHP543 million recorded in 2021. This can be attributed to the significant increase in net revenues for the year. Likewise, the Group's gross profit margin ratio improved to 39% in 2022 from 28% in 2021.

As in previous years, Harbor Assistance remains the top revenue contributor for the Company. Harbor Assist grew to PHP1.5 billion in 2022 from PHP1.1 billion in 2021. Another significant contributor was the Salvage Division which saw revenues grow at PHP471 million in 2022 from PHP260 million in 2021, due to salvage projects during the year.

Harbor Star's excellent performance in 2022 was also supported by increased demand for maritime transportation services globally. This is a result of improving and more favorable macroeconomic factors such as steady global economic growth, increased global trade, and improved consumer confidence.

In October 2022, Peak Flag Sdn Bhd, a subsidiary of Harbor Star, took delivery of M/T Izar at Port Klang, Malaysia. M/T Izar joins Peak Flag's fleet of 3 other tugs which are already on time charter with major ports and clients in Malaysia. Peak Flag contributed PHP97.3 million revenue in 2022.

The shipping businesses were also able to close nine (9) service agreements for harbor assist, to engage in five (5) salvage projects, nine (9) towing services and eight (8) charter hires.

We continue our capacity building and expanding our customer base for our other services such as the construction and lighterage divisions which we feel will be critical sources of revenue in the coming years. We will stay on course by fully utilizing our assets and continuing to strengthen services that are major contributors to profitability such as dredging and power generation. We will remain supportive of our subsidiaries and affiliates as we recognize their continued profitability and positive contributions to the revenue of the Company.

Looking Ahead

We continue to invest our time, energy, and resources to improve the way we do things. We believe in the value of innovation and in always finding ways to better serve our clients, partners, and stakeholders. Our strong company culture and leadership are critical to maintaining our competitive edge. We foster an environment of collaboration and continuous improvement, which enables us to adapt to the changing needs of the market while promoting sustainability and resilience. This approach helps us stay ahead of the competition and positions us for long-term success.

Moving forward, Harbor Star will remain dedicated to maintaining our leadership position in the marine service industry by implementing the following major initiatives: (1) strengthening our services, (2) investing in technology and innovation, (3) implementing sustainability and environmental initiatives, (4) continuing to enter into strategic partnerships and alliances, (5) talent development and succession planning and (6) strengthening our customer-first policy.

By undertaking these major initiatives, we will position ourselves for further growth in the coming years, expand our market presence, enhance operational efficiency, drive innovation, and demonstrate our commitment to sustainability and responsible business practices.

As always, I would like to thank all our stakeholders for the trust and support through all the industry challenges that we have worked to overcome. We believe that the marine

services industry will be filled with potential and opportunities in the years ahead, and with your support, I am confident that we will remain in an excellent position to build on these opportunities and to increase overall profitability while aiding in the country's economic development.

Again, thank you all for your continued support.

Stay safe always!

Geronimo P. Bella, Jr.

Geronimo P. Bella, Jr.

Chairman of the Board and President

Operational Highlights



Harbor Star offers a wide range of indispensable maritime services such as harbor assistance, towing, lighterage, ship salvage, marine construction, repair and maintenance works, wreck removal, firefighting, oil spill abatement and recovery, handling hazardous chemical, ship and crew management, diving and underwater marine works.

With strategically deployed tugs in Luzon, Visayas, and Mindanao, Harbor Star is renowned for having the widest area of coverage of tug services in the Philippine archipelago.

As of 31 December 2022, Harbor Star, including its domestic subsidiaries and affiliates, had established operations in eleven (11) base ports all over the country, providing services to approximately eight thousand eighty-six (8,086) ships as of year-end 2022. The major ports that the Company services include: the

Manila International Container Terminal ("MICT"), Manila South Harbor, Bataan, Batangas, Cagayan de Oro ("CDO"), Cebu, Davao, Iloilo and Subic.

The Company maintains and manages a fleet of fifty-two (52) domestically and internationally classed tugboats; seven (7) barges; one (1) Landing Craft Tank ("LCT"); one (1) Dredger and one (1) other marine vessel. The company has a total of sixty-two (62) vessels.

Response to COVID 19 Pandemic

In 2022, the COVID-19 pandemic continued to significantly affect the shipping industry. Foreign vessel call had remained low due to international shipping lines lessening their vessel calls and/or consolidating their calls with other shipping lines due to lack of cargo. These events significantly reduced foreign vessel calls to the Philippines.

Our Services

In response to the challenges of the pandemic, Harbor Star implemented several measures to adapt to the business issues presented by the epidemic while ensuring the safety of its employees.

The Company focused on generating revenue from its other service lines such as its special projects division, which focuses on construction and provision of specialized marine services. Further, the Company initiated internal cost-saving measures requiring departments and units to reduce fixed costs by 5% - 15% in order to minimize the risk of lower income due to reduced revenues.

These measures included terminating outsourced non-essential services, renegotiating with or changing suppliers, merging of office functions, and suspending noncritical office activities and programs.

The Company also adopted a strict and encompassing COVID-19 Pandemic Policy to mitigate the risk of exposure. The Policy includes screening, social distancing, travel restrictions, and a quarantine procedure for all its employees and persons visiting Company premises. The Company also has a business continuity plan which provides for a work-from-home process, and a skeletal workforce and schedule to ensure that the Company will continue to operate in the event of any natural or man-made disaster such as the COVID-19 pandemic. The Company also offered free vaccination, regular COVID-19 antigen test, sanitation facilities, and personal protective equipment to further transform a safer workplace and mitigate the exposure of employees to COVID-19.

MARINE SERVICES

Harbor Star derives the bulk of its revenues from six (6) main service lines, namely; (a) harbor assistance, (b) lighterage, (c) towing, (d) salvage, (e) marine construction, repair and maintenance works and (f) other marine services. Other marine services include oil and chemical spill response, diving and underwater services, and ship and crew management.

Harbor Assistance.


Harbor Star focuses its harbor assistance operations at ports with heavy vessel traffic, such as MICT, and the ports of Bataan, Batangas, CDO, Cebu and Davao. In addition to public or open ports, Harbor Star also provides services to a number of private ports managed by corporations engaged in the oil and gas, power, and mining industries.

As of 31 December 2022, revenues from harbor assistance amounted to PHP1,537 million, equivalent to 65% of total revenue.

Lighterage

Harbor Star's tug and barge tandems are capable of transporting different types of cargo domestically and within the region. For lighterage services, Harbor Star charges the client a fixed charter rate. The charter rate covers the use and maintenance of the vessel, crewing, insurance, and administrative support costs incurred during operations.

As of 31 December 2022, revenues from lighterage services amounted to PHP118 million, equivalent to 5% of total revenue.



Salvage

Salvage is any act or activity undertaken to assist a vessel or any other property in danger in navigable waters or in any other waters. Using international methods and standards, Harbor Star offers the following salvage services:

- a. Vessels in distress – This include instances when vessels are on fire, capsized or sinking vessels, among others, that require rescuing.
- b. Wreck removal – This includes refloating of vessels that ran aground, retrieval of vessels, among others.
- c. Wayward vessels – This pertains to breakaway or abandoned vessels drifting afloat and wandering into waters that are vulnerable to collisions and other maritime accidents.

As of 31 December 2022, revenues from salvage operations amounted to PHP471 million, equivalent to 20% of total revenue.

Towing

Harbor Star provides services in various stages of the towing cycle, from planning activities to the actual towage operation. The company provides two (2) types of towing services:

- a. Regular towing – when a tugboat is chartered to tow a vessel or barge from one port to another port.
- b. Emergency towing – when a vessel in distress needs a towing service.

As of 31 December 2022, revenues from towing services amounted to PHP51 million, equivalent to 2% of total revenue.

Construction, Repair and Maintenance Works.

Harbor Star strengthened its marine ancillary services by offering port construction, pier repair, port-related development, road development, and other non-residential construction.

As of 31 December 2022, revenues from other construction, repair and maintenance work amounted to PHP64 million, equivalent to 3% of total revenue.

Other Marine Services

Harbor Star’s marine and other ancillary services include:

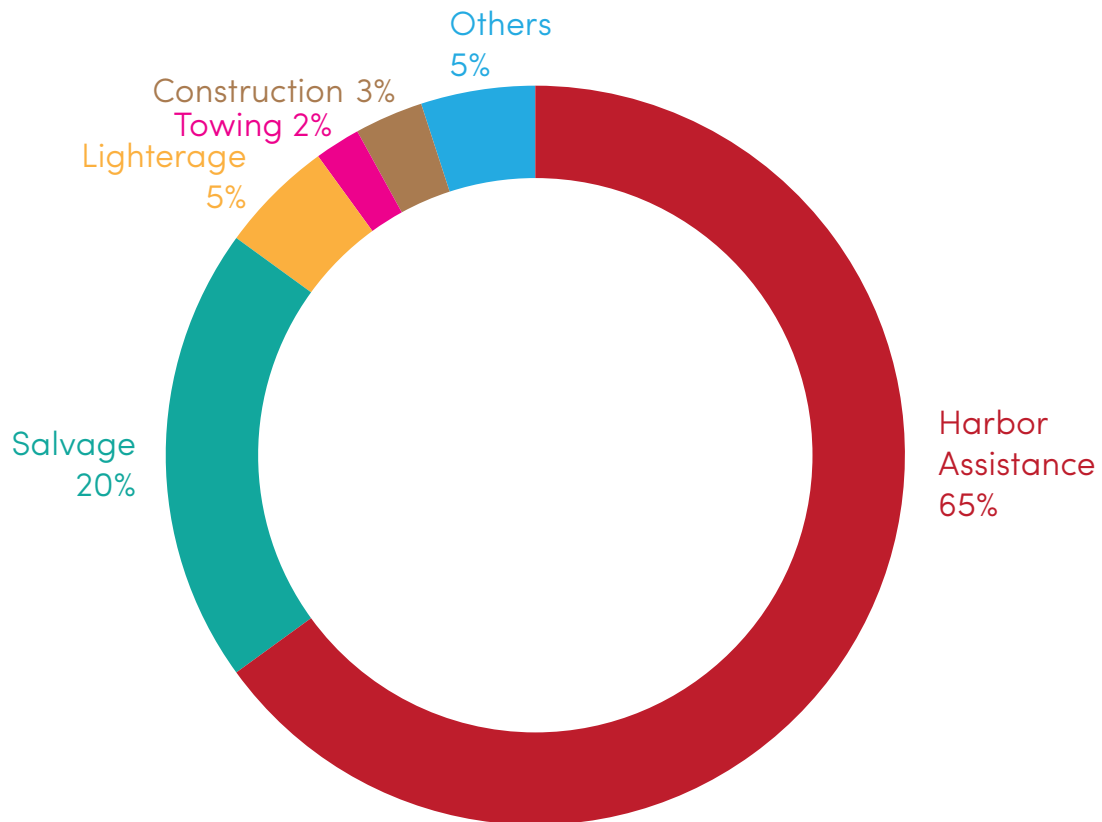
- a. Oil and Chemical Spill Response
- b. Ship repairs
- c. Buoy construction deployment and maintenance

- d. Diving services, which includes underwater repairs, and Single Buoy Moorings (SBM) and repair
- e. Ship and crew management
- f. Fire fighting
- g. Offshore tug services

As of 31 December 2022, revenues from other marine services amounted to PHP133 million, equivalent to 5% of total revenue.

HARBOR STAR SERVICE INCOME

As of 31 December 2022



Our Fleet



TUGBOATS

M/T ACHERNAR
 M/T ADARA
 M/T AGENA
 M/T ALPHARD
 M/T ALUDRA
 M/T ALYA
 M/T ARNEB
 M/T ATRIA
 M/T AVIOR
 M/T CANOPUS
 M/T CAPELLA
 M/T CAPH
 M/T CENTAURUS
 M/T DENEK
 M/T DUBHE
 M/T ENIR
 M/T GALINA
 M/T GIEDI
 M/T GREAT FALCON
 M/T GREAT HAWK
 M/T GREAT LARK
 M/T HOMAM

M/T JABBAH
 M/T KEID
 M/T KRAZ
 M/T LUCIDA
 M/T MARKAB
 M/T MERAK
 M/T MERGA
 M/T MIMOSA
 M/T MINKAR
 M/T MIRA
 M/T MIZAR
 M/T PROCYON
 M/T PROPUS
 M/T REGULUS
 M/T RIGEL
 M/T SARGAS
 M/T SARIN
 M/T SCHEDAR
 M/T SHAULA
 M/T SIRIUS
 M/T SKAT
 M/T SPICA

M/T TABIT
 M/T TYL
 M/T WEZEN
 M/T ZANIAH

MALAYSIA TUGBOATS

M/T HAMAL
 M/T IZAR
 M/T MIZRAM
 M/T POLLUX

BARGES

Barge AQUILA
 Barge AURIGA
 Barge CENTAURUS
 Barge CORONA
 Barge CORVUS
 Barge HYDRUS
 Barge KENRAM

OTHER VESSELS

LCT DRACO
 M/V WISE
 M/V HYDRA

Corporate Governance



Harbor Star is committed to conducting all aspects of its business to the highest ethical and legal standards. On 11 December 2017, the Board of Directors adopted a revised Manual on Corporate Governance in order to monitor and assess the Company's compliance with leading practices on good corporate governance as specified in the Manual and relevant SEC circulars and memoranda.

During the Board of Directors' meeting on 29 May 2019, the board unanimously approved the Board of Director's Charter and the Insider Trading Policy.

The Board of Directors, Management, Employees and Shareholders, believe that corporate governance is a necessary component of what constitutes sound strategic business management, and will therefore undertake every effort necessary to create awareness within the organization.

BOARD OF DIRECTORS

Compliance with the principles of good corporate governance shall start with the Board of Directors. The Board shall act in a manner characterized by transparency, accountability and fairness. It is the Board's responsibility to foster the long-term success of the Corporation, and to sustain its competitiveness and profitability in a manner consistent with its corporate objectives and the best interests of its shareholders.

The Board shall take care of the interests of the shareholders and protect their investment through the implementation of sound corporate policies and plans while maintaining its independent assessment on Management's performance.

The Chairman of the Board is responsible for designating a Compliance Officer to ensure

that the Company adheres to the Manual and to corporate best practices.

INDEPENDENT DIRECTOR

An “independent director” means a person who, apart from his/her fees and shareholdings, is independent of management and free from any business or other relationship which could, or could reasonably be perceived to, materially interfere with his/her exercise of independent judgment in carrying out his/her responsibilities as a director of the Corporation.

EXECUTIVE COMMITTEE

The Executive Committee, when the Board of Directors is not in session, may exercise the powers of the Board of Directors in the management of the business and affairs of the Corporation, except with respect to: (a) approval of any action for which stockholders’ approval is also required; (b) the filling of vacancies in the Board of Directors; (c) the amendment or repeal of these By-Laws or the adoption of new By-Laws; (d) the amendment or repeal of any resolution of the Board of Directors which by its express terms is not so amendable or repealable; (e) a distribution of cash dividends to the stockholders; and (f) such other matters as may be specifically excluded or limited by the Board of Directors.

AUDIT COMMITTEE

The Audit Committee assists the Board in fulfilling its oversight responsibility of the Company’s corporate governance processes relating to the: Financial statements and financial reporting process; Internal control systems; Internal and external auditors; Compliance with accounting standards, legal and regulatory requirements, including

disclosure policies and procedures; Risk management policies and processes; and Business practices and ethical standards. The Audit Committee also ensures that, in the performance of the work of the Internal Auditor, it shall be free from interference by outside parties.

CORPORATE GOVERNANCE COMMITTEE

The Governance Committee assists the Board with respect to governance matters, most especially in the implementation of practices and standards to be observed in an effective stewardship environment. The Committee plays a critical role in fostering a healthier and better culture among the Board Members and Management. Part of the Committee’s role is to assess the effectiveness of the Board’s processes and procedures in the election or replacement of directors. The Committee also establishes a formal and transparent procedure for developing a policy on remuneration of directors and officers to ensure that their compensation is consistent with the Company’s culture, strategy and the business environment in which it operates.

Harbor Star will continue to improve its corporate governance, systems and processes to enhance adherence to practices of good governance.

For further details about the Corporation’s governance practices, kindly refer to the Corporation’s Annual Corporate Governance Report (“ACGR”).

Board of Directors Profiles



Geronimo P. Bella, Jr.

63, Filipino, Chairman of the Board and President. Mr. Bella, Jr. is the Chairman of the Board and President of Harbor Star since 2006. He is also the President and Director of ASTRONERGY Development Gensan Inc. (ADGI), ASTRONERGY Development F1 (ADF1), ASTRONERGY Development F2 (ADF2), Harbor Star Energy Corporation (HSEC), Harbor Star Subic Corp. (HSSC), and Harbor Star East Asia (Myanmar) Ltd (HSEA), Harbor Star Construction Company (HSCC). Prior to his present position, he worked in Transpacific Towage, Inc. from 1978 to 1988 and Keppel Smit-Transpacific from 1988 to 2000. Mr. Bella, Jr. is currently the President for the Harbor Tugowners Association of the Philippines, Inc. and a Director in Harbor Star Subic Corp., and Peak Flag Sdn. Bhd. He obtained his Bachelor of Science Degree in Commerce, Major in Business Management from De La Salle University in 1983.

Ricardo Rodrigo P. Bella

57, Filipino, Executive Director and Vice President. Mr. Bella is the Vice President of Harbor Star. He is the Director and Vice President of ASTRONERGY Development Gensan Inc. (ADGI), ASTRONERGY Development F1 (ADF1), ASTRONERGY Development F2 (ADF2), Harbor Star Energy Corporation (HSEC), and Harbor Star Subic Corp. (HSSC). He is also the Director of Harbor Star East Asia (Myanmar) Ltd (HSEA). Mr. Bella participated in various training seminars in the fields of corporate management, shipbuilding repair and maintenance, and other related disciplines, locally and abroad. Prior to his role as Vice President of Harbor Star, he served as the Vice President of Transpacific Towage, Inc. from 1983 to 1998. Currently, he is a director in various corporations, namely, Harbor Star Subic Corp., Great Eastern Tug Corporation, and Bellridge Resources, Inc. He pursued undergraduate studies in Business Management at De La Salle University in 1985.

Cesar Daniel T. Castro

49, Filipino, Director. Mr. Castro serves as a Director of Harbor Star Shipping Services, Inc. Currently he is the President of The Real Bank and Acting Deputy Chief Operating Officer of New San Jose Builders Inc. He obtained his Bachelor of Science degree in Commerce Major in Business Administration in the University of Santo Tomas in 1996.

Ramon C. Liwag

67, Filipino, Director. Mr. Liwag serves as a director of Harbor Star Shipping Services, Inc. Currently the President of Asia Security Education and Consultancy, Inc., Member of the Philippine Military Academy Class of 1979 and served as the 23rd Commandant of the Philippine Coast Guard from 2011 to 2012. He was the commander of six (6) Coast Guard Districts and commanded five (5) Coast Guard Field Stations. He served as Chairman in the PCG's Deputy Commandant for Operations from 2008 to 2011 and the Chairman of the PCG's Board of Marine Inquiry (BMI). He was awarded with two (2) Legion of Honor (Degree of Maginoo); Gawad sa Kaunlaran Medal; Coast Guard Outstanding Achievement Medal; Six (6) Distinguished Service Stars Medals, Military Merit Medals; Military Commendation Medals, Insurgency Campaign and Rescue and Relief Medals; and scores of Plaques/ Certificates of Merit/ Appreciation and Letters of Commendation in various capacities and positions both in government and civic organizations. He graduated Bachelor of Science degree in Military Education from the Philippine Military Academy in 1979. And later on, in 1996, he then took his Master's degree in M.S in Maritime Safety Administration from the World Maritime University in Sweden.

Ryota Nagata

58, Japanese, Director. Mr. Nagata serves as a Director of Harbor Star Shipping Services Inc. (HSSSI), Harbor Star Subic Corp. (HSSC), and Harbor Star Energy Corporation (HSEC). Currently he is the President of Philster Corporation. He started his career as a Sales Representative in Kirin Brewery Company Limited from 1987 to 1990. He was a Sales Representative from 1990 to 1996 in Naigai Corporation. In 2001 to 2008, he became the Vice President of Naigai Corporation and eventually became the President and CEO from 2008 to 2011. He obtained his Bachelor of Arts degree in Politics in Keio University, Japan in 1987.

Gene S. De Guzman

62, Filipino, Independent Director. Mr. De Guzman serves as an Independent Director of Harbor Star Shipping Services, Inc. Currently he is the Vice President and heads the Service Assurance support for the whole PLDT domestic enterprise market, including Global Bilateral partners. He obtained his Bachelor of Science degree in Electrical Engineering from the University of Sto. Tomas in 1983, and pre-Masters at Ateneo School of Business Management in 2001.

Gemma V. Sadiua

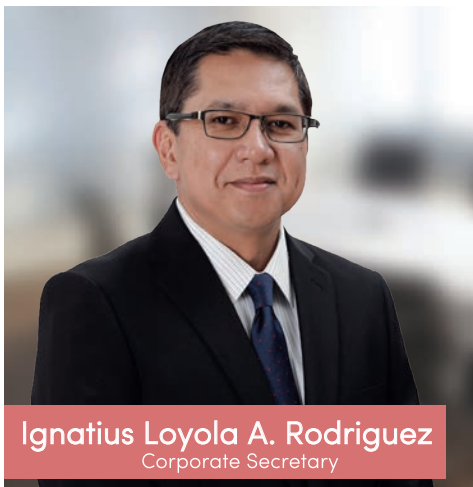
57, Filipino, Independent Director. Ms. Sadiua serves as an Independent Director of Harbor Star Shipping Services, Inc. Currently she is the President of Venture Management Systems, Inc. She previously led and served in various institutions such as Talent Bridge, Inc., MIASCOR Aviation Products Inc., Pacific Airside Services Inc., ISLA Logistics Corporation, Rapid Airfreight Inc., and Citadel Shipping Services, Inc. She obtained her degree in Business Management in De La Salle University in 1991, and completed post graduate studies in Business Planning in the Asian Institute of Management in 2005.

Board of Directors





Key Officers



Management Team Profiles

Ignatius Loyola A. Rodriguez

53, Filipino, Corporate Secretary. Mr. Rodriguez is the Corporate Secretary of Harbor Star. He served and continues to serve as legal and business consultant to several businesses engaged in telecommunications, information technology, realty, transport, and logistics, among others. Mr. Rodriguez earned his Juris Doctor from the Ateneo Law School in 1996 and his Master in Business Administration, with honors, from the Ateneo Graduate School of Business in 2008.

Dany Cleo B. Uson

61, Filipino, Treasurer, Chief Finance Officer & Compliance Officer. Mr. Uson is concurrently the Business Development Officer for Asia Pacific and the Investor Relation Officer. He is also Director of ASTRONERGY Development Gensan, Inc. (ADGI) ASTRONERGY Development F1 (ADF1), ASTRONERGY Development F2 (ADF2), and Harbor Star East Asia (Myanmar) Ltd (HSEA). Mr. Uson served as Harbor Star's Budget Committee Head, Funds Planning & Financing and Marketing Manager before becoming the Corporate Planning Manager. He was involved in the Sales and Marketing department of a number of companies prior to his position at Harbor Star, including Servequest, Inc., Capitol Wireless, Inc., PNB Securities, Inc., G.K. Goh Securities Philippines, Fortune Life and General Insurance Co., and RGV Real Estate Center. He also worked as a Stock Trader for AAA Southeast Equities, Inc. from 1990 to 1996. Mr. Uson obtained his Bachelor of Science degree in Marketing Management and Applied Economics from De La Salle University in 1983. He took up units in MS Computational Finance at De La Salle University.

Lorenzo C. Caranzo

56, Filipino, Operations Division Head. As of 1 October 2015, Captain Caranzo is appointed as Operations Division Head of Harbor Star. He also serves as the Salvage Master of the Company. Capt. Caranzo is also the Director and Operations Head of Harbor Star Subic Corp (HSSC). Prior to his appointment, he served as the Company's Safety Manager from 2006 to 2015 and served as a Captain and Master for Harbor Star from 2004 until 2006. Prior to his stint with the Company, Capt. Caranzo was the Assistant Harbor Master for Philippine National Oil Company – Petrochemical Development Corp. from 2000 to 2003, and Master Chief Mate for Loadstar International Shipping Company, Inc. from 1990 to 2000. Currently, Captain Caranzo is also a director of Harbor Star Subic Corp. He obtained his Bachelor of Science degree in Marine Transportation from Bataan Heroes University formerly (BHMC) in 1989. He also finished the Business Leadership and Management course from Ateneo De Manila School of Business in 2015.

Emmanuel L. Falcunit

44, Filipino, Operations Manager - Fleet. Capt. Falcunit is the Operations Manager of Harbor Star. He is a homegrown employee of the company, having started as a Cadet way back 2002. Also in the same year, he went onboard as a Deck Cadet. In 2003, he officially started his career as a seaman having been a Deck Rating onboard tug. Later on, he became tug. Later on he became tug master from 2006 to 2009. Then, he went back to head office to become a Safety Officer from 2009 to 2013. He again went back onboard via Harbor Star's AHTS vessel, M/V Rho Cas, as a 2nd Mate

in 2013 and later on got promoted as Chief Mate. He officially became a full-fledged Captain in 2016. By 2018, he was assigned back to head office to take on the position of Operations Manager. Capt. Falcunit obtained his degree in B.S. Marine Transportation from the Philippine Merchant Marine School. He got his Marine Deck Officer license in 2005 and got his Master Mariner license in 2016.

Rudiardo L. Arcellana

59, Filipino, Operations Manager – Salvage, Towage, Lighterage & Special Projects. Captain Arcellana is the Operations Manager for Salvage, Towage, Lighterage & Special Projects of Harbor Star. Prior to joining Harbor Star, he served as a Master Mariner in various vessel types, trading internationally. He also worked as a Crewing Manager in Blue Manila, Inc. Captain Arcellana completed his Bachelor of Science in Marine Transportation at Philippine Merchant Marine Academy in 1985 and is currently taking his Master in Ship Management in the same academy's graduate school. He is a licensed Master Mariner, with diverse professional experience in Seafaring for thirty-two (32) years. He is also a MARINA Licensed instructor for IMO course 6.09 and Assessor for IMO course 3.12. His land-based experience includes crew management, technical training, and dry-docking of manned vessels.

Jay-R L. Castillo

37, Filipino, Quality, Health, Safety, Environment (QHSE) Manager. Mr. Castillo is the QHSE Manager of Harbor Star. Prior to his appointment, he served as the Company's Safety Officer from 2014 to 2015. Before joining

the Company, he served as an Occupational Health and Safety Practitioner in various companies such as Atlantic Gulf and Pacific of Manila Inc., Asian Terminals, Inc., and Toshiba. Mr. Castillo obtained his Bachelor of Science in Mechatronics Engineering at Batangas State University in 2007.

Edwin G. Amejana

58, Filipino, Commercial Manager. Mr. Amejana serves as the Commercial Manager of Harbor Star. Prior to his present position in the Company, he was the Operations Officer-in-Charge from 1999 to 2006 and became the Business Development Officer in 2006 to 2008. He obtained his degree in Bachelor of Science major in Marine Transportation in Iloilo Maritime Academy in 1983.

Virginia May P. Bella

49, Filipino, Legal Services Manager. Ms. Bella is the Legal Services Manager of Harbor Star. Her role also includes serving the subsidiaries as Corporate Secretary to Harbor Star Energy Corporation (HSEC), Harbor Star Subic Corp. (HSSC), and Harbor Star Construction Corporation (HSCC). Likewise, she also serves the subsidiaries of HSEC, where she acts as both Director and Corporate Secretary of ASTRONERGY Development Gensan Inc. (ADGI), ASTRONERGY Development F1 (ADF1), and ASTRONERGY Development F2 (ADF2). In her personal capacity, Ms. Bella is currently the Director and Corporate Secretary Asclepius Recruitment Inc., and Belleridge Resources Inc. Prior to her present positions, Ms. Bella also served as Director of Belleport Shipping Corporation, Mearnz Green Technology Proponents, Inc., Earthlink Resources Inc., and Luscent Oil Services,

Inc. She obtained her degree of Bachelor of Science Major in Biology in De La Salle University in 1993 and pursued her degree in Bachelor of Laws from San Beda College in 2000. After passing the bar exams, she worked as Legal Associate at Rondain & Mendiola Law Offices for several years prior to joining Harbor Star.

Elionarda L. Refil

54, Filipino, General Services Department Manager. Ms. Refil is the General Services Department Manager of Harbor Star. She is also a Director of Harbor Star Subic Corp. (HSSC). Prior to her present position in the Company, she was the HR Manager and Executive Secretary of the Company from 2006 to 2009. She obtained her Bachelor of Arts Major in Journalism in 1988 at Manuel L. Quezon University. She finished Ateneo's Leadership and Management Development Program ("LMDP") in 2010 and completed her Masters Degree in Development Communication from the University of the Philippines Open University (UPOU) Los Baños, Laguna in 2016.

Adolfo R. Isanan

51, Accounting Manager. Mr. Isanan served as the Accounting Manager & Chief Accountant of Harbor Star from 2001 until 2008 and Comptroller from 2009 until October 2011. Mr. Isanan rejoined Harbor Star in June 2020, assuming the post of Accounting Manager. Prior to rejoining, he was employed in various companies of different industries like manufacturing, fishing, ship building and construction which he held positions of

Accountant and CFO. Among the companies where he previously employed were Soonly Foods Products Inc., North Star Shipping & Marine Services, Inc., South Star Towage Inc., RBL Fishing Corporation, RBL Shipyard and Zobel Oil Corporation. He is formerly an Accounting Professor & CPA Reviewer at the University of Manila and National College of Business & Arts with combined academic experience of fifteen (15) years. Mr. Isanan is a Certified Public Accountant by Profession who passed the CPA Licensure Examinations in May 1994. He obtained his Bachelor of Science in Business Administration Major in Accounting at the National College of Business & Arts – Manila in 1992.

Effel T. Santillan

45, Filipino, Human Resource Manager. Ms. Santillan is the Human Resource Manager of Harbor Star. Ms. Santillan has been an HR practitioner for the past twenty-three (23) years. Prior to joining Harbor Star, she worked as an Employee Administration Manager and later headed the crew retention team of Aboitiz Jebsen Company Inc. as Crew and Family Welfare and Protection and Indemnity Manager. Aside from her 13-year experience in the shipping industry, she also worked in various industries like BPO, IT, and retail. Ms. Santillan obtained her Bachelor of Science degree in Psychology from Pamantasan ng Lungsod ng Maynila in 1998. She is currently completing her Master's in Business Administration in the same University. She completed various certificate programs in San Beda specifically in Human Resource Development, Compensation and Benefits, and Organization Development.

Maria Elizabeth Jean E. Bella

34, Filipino, Procurement Manager. Ms. Bella is the Procurement Manager of Harbor Star. Prior to her appointment, she was the Company's Management Trainee then eventually served as the Special Assistant to the Operations Division Head from 2013 to 2015 then served as the Procurement Officer-in-Charge from 2016 to 2018. Before joining Harbor Star, Ms. Bella worked for Topcon Positioning Systems Inc. as an International Sales Assistant. She completed her degree in International Business at St. Mary's College of California in Moraga, California in 2012. She also received a certification for taking courses in Naval Architecture from Lloyd's Maritime Academy in 2013.

Ryan L. Orila

45, Filipino, ICT Manager. Mr. Orila is the ICT Manager of Harbor Star. He is a dynamic IT professional with over 22 years of experience in administering and maintaining various IT systems, applications, and networks. He has solid experience in IT management particularly in data center infrastructure, analytics, security, endpoint solutions, and low-code development. Prior to joining Harbor Star, he has been part of multinational companies like Philippine AXA Life Insurance Corporation, TeleTech and Abojeb Company Inc. where he was able to hone his technical skills as an IT practitioner. He completed his degree in Computer Science from AMA Computer College in 1999.

Ronaldo Antonio C. Samong

53, Filipino, Business Development Manager for Visayas & Mindanao. Mr. Samong served as Davao Branch Head from 2010 to 2019 before becoming the Business Development Manager for Visayas & Mindanao of Harbor Star. He was involved in the Sales, Marketing, and Operations department of several companies prior to his position at Harbor Star, including Essen Pharma Inc., G&G Logistic Inc., Crown Pacific Logistics, and Sumifru (Phils.) Corporation. Mr. Samong obtained his Bachelor of Arts Major in Political Science from Western Mindanao State University in 1991 with Postgraduate studies in Master of Ship Management from John B Lacson Foundation Maritime University (Distance Learning module) in Iloilo City, Philippines from June 2015 to June 2016.

Marvin William F. Trinidad

45, Filipino, Sales & Marketing Manager. Mr. Trinidad served as a Sales & Marketing Officer from 2011 to 2019 and Sales & Marketing Officer-in-Charge from 2019 to 2020 before becoming the Sales & Marketing Manager. Prior to joining Harbor Star, he was involved in the Sales & Marketing Department of a number of companies namely Mariveles Grain Corporation, Asian Terminals Incorporated, BCI Asia, and PCIB Signal Life Insurance Corporation and Security Bank Corporation. Mr. Trinidad obtained his degree in B.S.C. Major in Marketing Management from San Beda University (formerly San Beda College) in 1999.

Elisalde M. Fantillo

51, Filipino, Technical Manager. Mr. Fantillo served as a Technical Auditor and Engineering & Maintenance Officer-in-Charge for more than one year before becoming the Technical Manager. Prior to his present position in the Company, he was the Technical Superintendent for GoldenStar Cargo Trade Shipping Corporation from 2018 until 2019, and Maintenance Supervisor for Loadstar Shipping Co., Inc. from 1996 until 2018. Mr. Fantillo obtained his degree in Bachelor of Science in Mechanical Engineering in the Technological Institute of the Philippines in 1995 and Bachelor of Science in Marine Engineering in the same University in 1997. He also received a Certificate of Participation in Ship Management Course ISM Internal Audits by ClassNK Academy.

Ma. Edith P. Parro

43, Filipino, Administration Manager. Honed by time and experience, Ms. Parro served as an HR Supervisor from 2017 until 2019 then became the Diving, Marine Maintenance and Construction Admin Officer-in-Charge from 2020 until 2021 before becoming the Administration Manager. Prior to joining Harbor Star, she was engaged and exposed in different facets of Human Resource Management, Training Development and Administrative work from different industries such as Business Process Outsourcing (BPO), Manufacturing and Construction. Companies she has worked with are San R Mining & Construction Corp, Assurant BPO, Infinit Outsourcing, Inc. and 24/7. Ms. Parro obtained her degree in Bachelor of Science in Psychology in Ateneo de Naga University in 1999. She is currently the Authorized Managing

Officer (AMO) of Harbor Star Construction Corporation (HSCC), the emerging new construction company and subsidiary of Harbor Star Shipping Services Inc.

Marlon D. Dabu

41, Filipino, Audit Manager. Mr Dabu served as an Internal Auditor from 2009 to 2016, Senior Internal Auditor from 2016 to 2021, Audit Officer-in-Charge from 2021 to 2022 before becoming the Audit Manager. Prior to joining Harbor Star, he was the Auditor of Tri SM Professional Services before becoming the Internal Audit Supervisor of Executive Optical Inc. Mr. Dabu obtained his Bachelor in Science in Accountancy from Philippine School of Business Administration in 2002.

Daisy A. Sta. Maria

50, Filipino, Treasury and Budget Manager. Ms. Sta Maria served as Accounting Clerk upon joining the Company in June 2001 and rose to ranks from being the Accountant from 2001 to 2009 and Budget Officer from 2009 to 2022 before becoming the Treasury and Budget Manager. Prior to her present position with Harbor Star, she was the Junior Supervisor of A Open Inc. Taiwan (Acer Group of Co.) and she was involved in Accounting Department of several companies, including Golden Landmark, Inc., Renaissance Towers Condo Corporation and Jollibee Foods Corporation. Ms. Sta. Maria obtained her degree in Bachelor of Science in Accountancy from Polytechnic University of the Philippines in 1993.

Management Team



Emmanuel L. Falcunit
Operations Manager – Fleet Operations



Rudiardo L. Arcellana
Operations Manager – Salvage,
Towage, Lighterage



Jay-R L. Castillo
QHSE Manager



Edwin G. Amejana
Commercial Manager



Virginia May P. Bella
Legal Services Manager



Elionarda L. Refil
General Services Manager



Adolfo R. Isanan
Accounting Manager



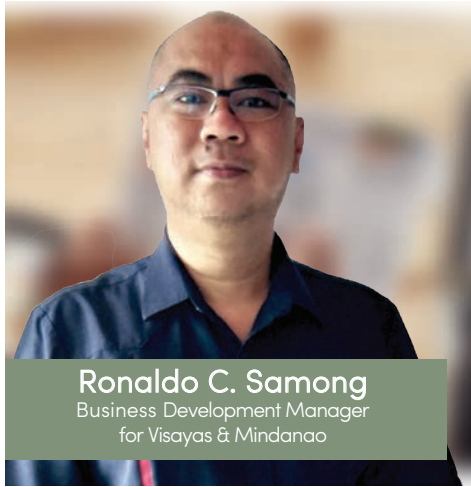
Effel T. Santillan
Human Resource Manager



Maria Elizabeth Jean E. Bella
Procurement Manager



Ryan L. Orila
ICT Manager



Ronaldo C. Samong
Business Development Manager
for Visayas & Mindanao



Marvin William F. Trinidad
Sales and Marketing Manager



Elisalde M. Fantillo
Technical Manager



Edith P. Parro
Administration Manager



Marlon D. Dabu
Audit Manager



Daisy A. Sta. Maria
Treasury and Budget Manager

Sustainability Report 2022



Harbor Star tugs participating at the Marine Pollution Exercise with the Philippine Coast Guard at Manila Bay

Introduction to the Sustainability Report

Integral to HSSSI's operations are its Sustainability Programs focused primarily on the economic, environmental and social well-being of communities.

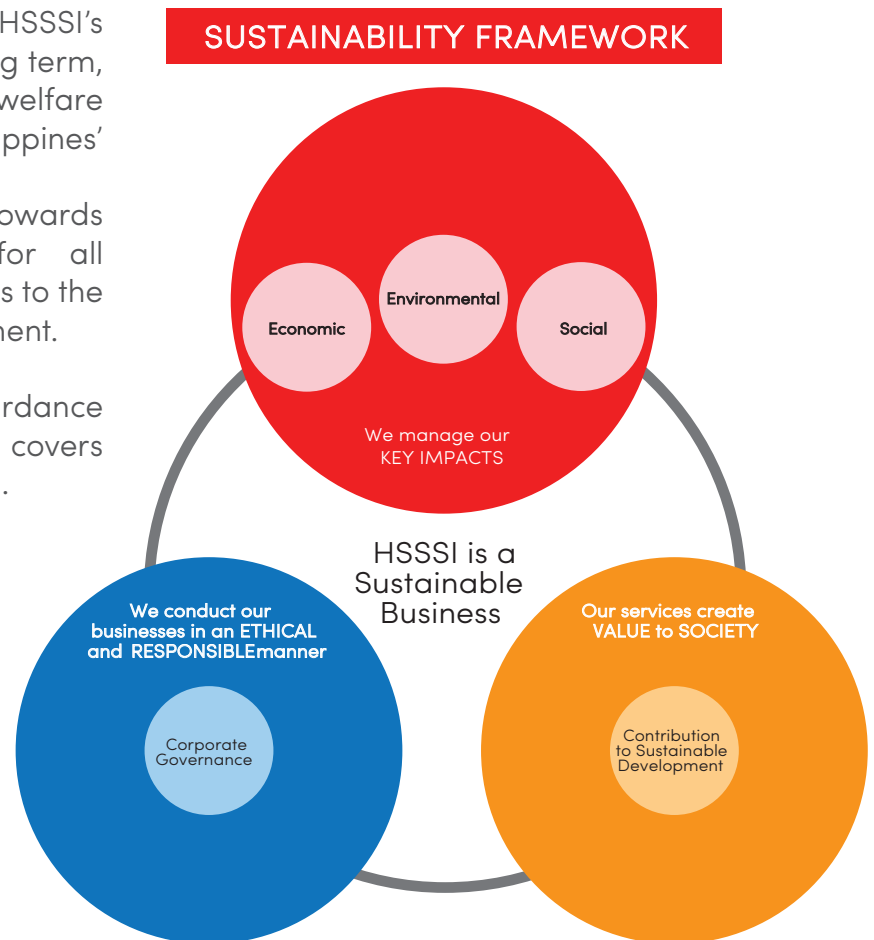
Through the years, the company has invested a significant amount of resources and manpower into activities that promote community development, sustainability and the conservation of marine life. It is HSSSI's conviction that, both in the short and long term, these efforts will safeguard the welfare particularly of people residing in the Philippines' coastal areas. Moving forward, HSSSI will continue to work towards inclusive and sustainable growth for all communities – which ultimately redounds to the country's overall progress and development.

This report has been prepared in accordance with the GRI Standards: Core Option. It covers the period of January to December 2022.

(102-48, 102-49, 102-54)

Sustainability Framework

This sustainability framework is crafted for Publicly Listed Companies (PLCs) operating in the Philippines. It is a systematic approach that serves as a guideline to manage issues and improve business practices in achieving the Company's sustainability.



Material Topics and Boundaries

In identifying the materiality of the topics included in this report, department heads were provided with a risk assessment form to identify stakeholders and significant issues that reasonably have adverse or beneficial impacts on the origination’s economic, environmental, and social conditions, or

	Business Economic Performance	Value for Customers	Employee Engagement
Metric	Direct economic value generated Direct economic value distributed	Market Share	Attrition Rate
Management Approach	Increase Revenue by means of business diversification, joint venture, market penetration, product development Rationalize expenses	Establish transparent and good relationship with the customers. Continuous improvement of services based on the customer’s feedback. ISO 9001:2015 Certification	Employee Code of Conduct Established HR Policies Established salary structure per position Performance Evaluation Training Plan and Matrix Compliance with General Labor Law

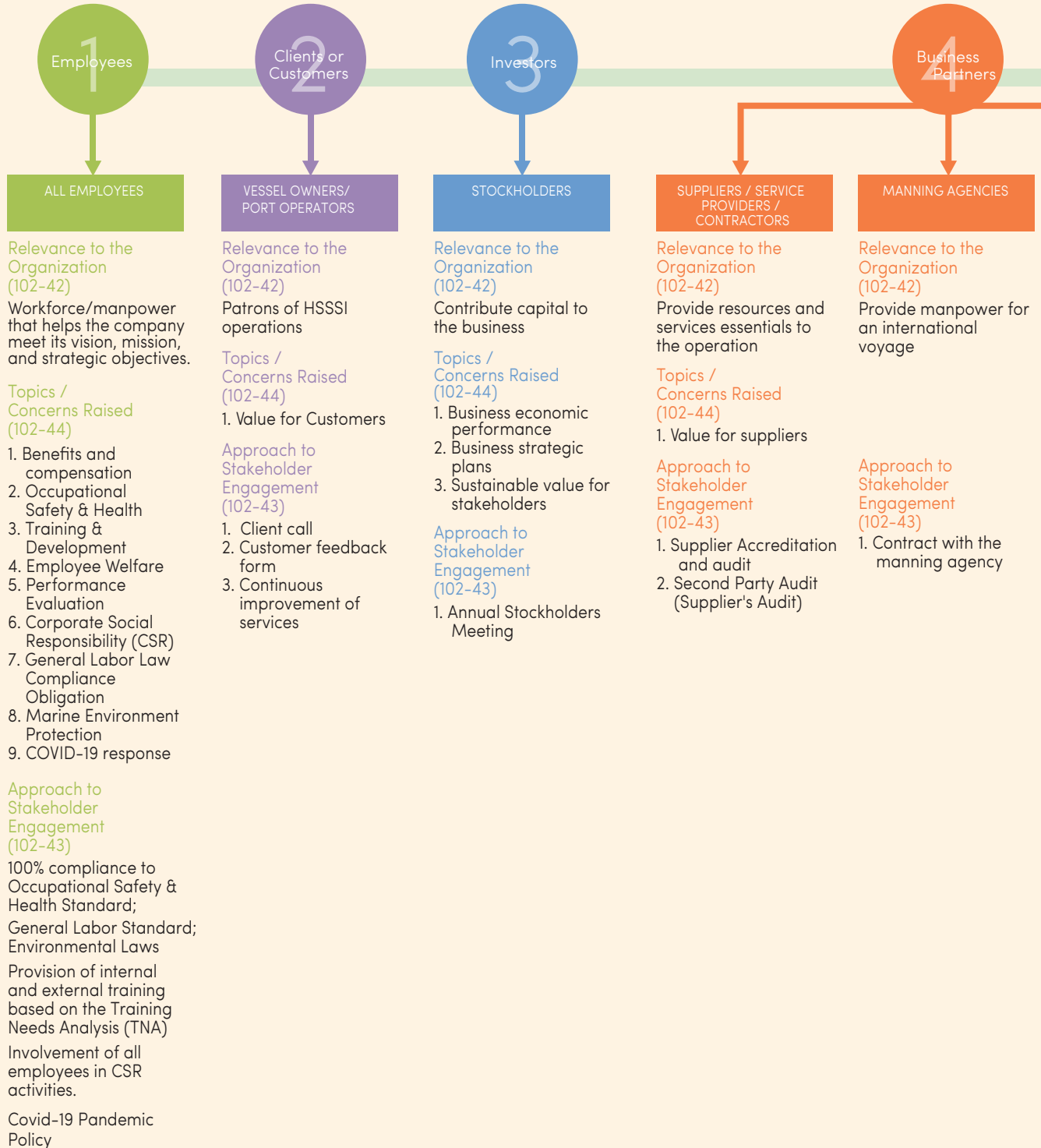
those that can influence the decisions of the stakeholders. After collating the contextual issues, top management then conducted several dialogues to finalize which topics are considered significant.

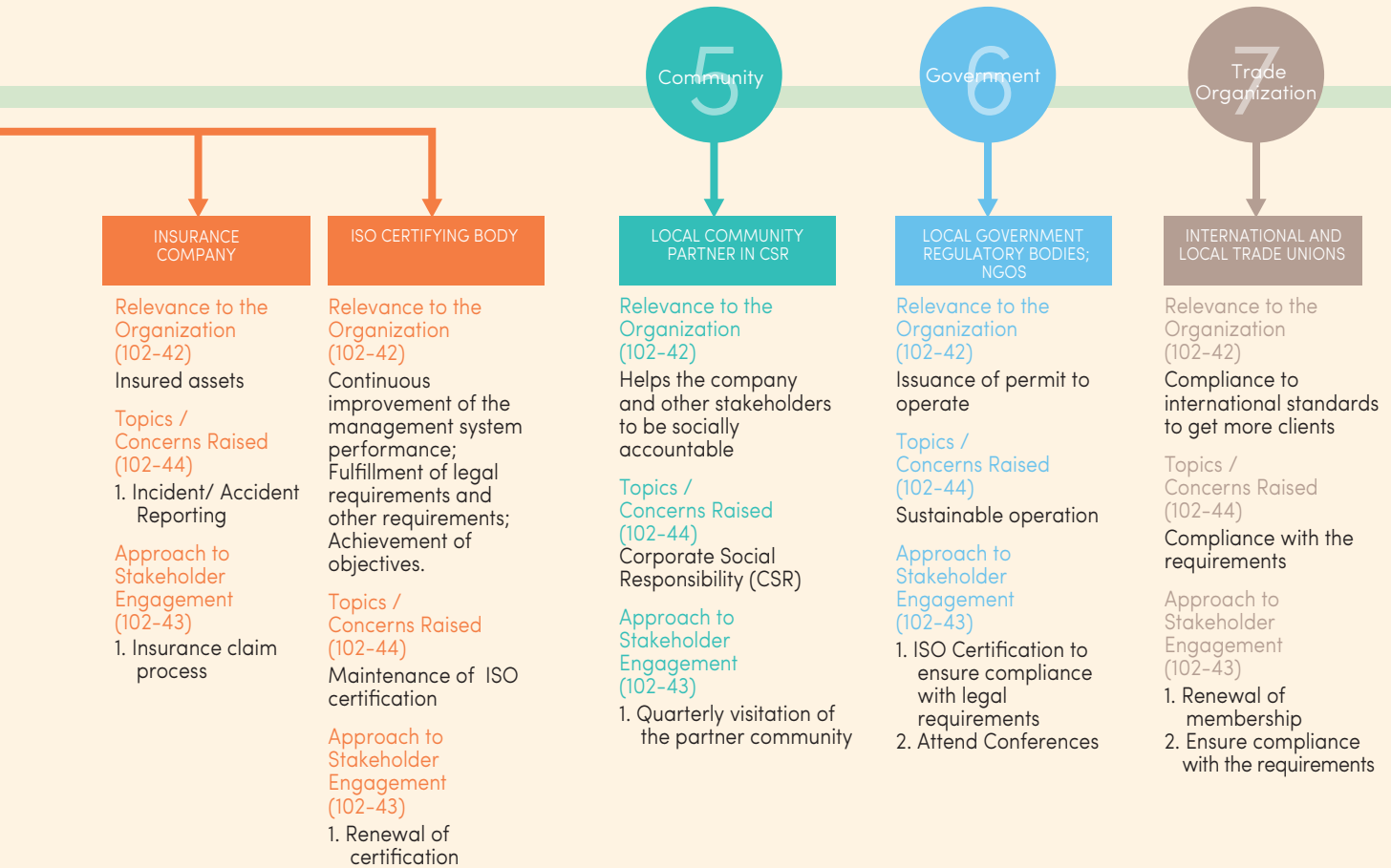
(102-46, 102-47)

Employee Well-Being	Environment Protection	Workplace Safety and Health	Compliance to International Standard	Fleet Management
Attrition Rate	Compliance monitoring GHG footprint	Accident Frequency Rate Lost Time Injury Rate	IMS certification	Fleet Efficiency
Mental Health Policy and Programs Family Welfare Programs	Compliance to environmental laws and regulations ISO 14001: 2015 Certification Establish an Energy Conservation (ENERCON) Committee to identify, monitor and, implement environmental programs related to energy consumption. CSR: Mangrove Planting Implement Preventive Maintenance System (PMS)	Compliance with Occupational Health and Safety (OSH) Standard Developing interdependent culture of safety ISO 45001:2018 Certification Established and ensure compliance of employees to COVID-19 Pandemic Policy	Maintain the IMS Certification (ISO 9001, ISO 14001, and ISO 45001)	Preventive Maintenance System

Stakeholder Engagement

(102-40, 102-42, 102-43, 102-44)





Business Economic Performance

Economic Performance

Direct Economic Value Generated and Distributed (201-1)

Disclosure	Amount	Units
Direct economic value generated (revenue)	2,699,555,330	PHP
Direct economic value distributed:		
a. Operating costs	1,618,094,528	PHP
b. Employee wages and benefits	408,742,571	PHP
c. Payments to suppliers, other operating costs	387,541,807	PHP
d. Dividends given to stockholders and interest payments to loan providers	289,083,467	PHP
e. Taxes given to government	4,305,736	PHP
f. Investments to community (e.g. donations, CSR)	247,000	PHP

Value for Customers

Harbor Star is committed to delivering quality service that meets customer requirements. The company continues to maintain its ISO certifications to ensure compliance with legal and other requirements, and ensure continuous improvements of its system towards operational excellence.

As of 31 December 2022, Harbor Star Shipping Services has approximately one hundred sixty-eight (168) ports within the Philippines, of which, eleven (11) are base or hub ports. In some of the base ports, there are several sub-ports or privately owned and operated ports that the Company also provides maritime services for. There are fifteen (15) sub-ports in Bataan, thirty-three (33) in Batangas, twenty-four (24) in Cagayan De Oro, thirty-eight (38) in Davao, and forty-four (44) in Cebu.

Employee Engagement and Well-Being

Harbor Star has taken significant steps towards sustainability through employee engagement initiatives. As part of the Company's commitment to responsible maritime practices, Harbor Star acquired a state-of-the-art simulator in November 2022. This acquisition, driven by HR and Operations teams, focuses on enhancing the maneuvering and navigational competencies of its officers and crew to minimize risks and prevent accidents that may have environmental implications.

The simulator not only reflects Harbor Star's dedication to safety and competency but also aligns with their economic sustainability goals. By investing in advanced training technology, Harbor Star aims to minimize costs associated with accidents, repairs, and legal liabilities. This initiative underscores the Company's commitment to employee engagement, as it empowers its workforce with the latest tools and knowledge, fostering a culture of safety, professionalism, and continuous improvement.

As a responsible maritime organization, Harbor Star recognizes the importance of prioritizing employee development and well-being to create a positive work culture that promotes responsible maritime practices and safeguards the environment. This acquisition is a testament to the Company's unwavering commitment to sustainability and reflects a dedication to innovation and continuous improvement in its operations. Harbor Star is set to cascade the portable simulator to all vessels in 2023 after completing the 'Training the Trainers' program last December 2022.

In addition to its unwavering commitment to sustainability, continuous improvement and dedication to innovation, Harbor Star also values the importance of cultural sustainability. The Company believes that preserving and celebrating cultural traditions is integral to maintaining its rich heritage while promoting social sustainability within the organization. In August 2022, Harbor Star launched their first *Linggo ng Wika* celebration, a week-long event dedicated to showcasing Filipino cultural traditions. During this event, employees were encouraged to wear Filipiniana attire made from sustainable materials, and traditional Filipino games were organized using eco-friendly materials.

Through the use of technology, Harbor Star also engaged their crew during the Day of the Seafarers celebration in June 2022 and the Maritime Week in September 2022, while also emphasizing the importance of sustainable technology solutions for the maritime industry and the protection of the environment. The recognition and commendation program during the Maritime Week also highlights sustainability efforts, recognizing employees who contribute video presentations to sustainable practices within the company and the maritime industry.

Harbor Star is proud to report that the Company's commitment to sustainability goes beyond traditional measures, encompassing initiatives that prioritize the well-being of employees. As part of the Company's comprehensive approach to sustainability, it has implemented a robust mental health program that focuses on the mental well-being

of its workforce, which includes hiring a dedicated nurse to monitor employee health and wellness, mental health awareness and education programs, and initiatives that promote work-life balance and stress management.


Furthermore, Harbor Star continued to offer a hybrid work arrangement that provided flexibility in work arrangements, including remote work options, to support employees' work-life balance. This allowed employees to have greater control over their work schedules

and to better manage their personal and professional responsibilities, resulting in increased job satisfaction and well-being.

Harbor Star, remains steadfast in its pursuit of sustainability goals and looks forward to further initiatives that promote employee engagement and responsible maritime practices. Together, the organization strives towards being a responsible and environmentally-conscious organization, committed to making a positive impact on the industry and the environment.

Employee Management

Employee Data (401-1)



616

Total Number of Employees



567

Total Number of Male Employees



49

Total Number of Female Employees

16%

Attrition Rate

Employee Benefits (401-2)

Disclosure

Disclosure	Y/N	% of Female Employees Who Availed for the Year	% of Male Employees Who Availed for the Year
SSS	Y	10%	16%
Philhealth	Y	10%	5%
Pag-ibig	Y	16%	23%
Parental leaves	Y	0%	3%
Vacation leaves	Y	100%	80%
Sick leaves	Y	80%	13%
Medical benefits (aside from PhilHealth)	Y	254 (Times Availed)	861 (Times Availed)
Housing assistance (aside from Pag- ibig)	N		
Retirement fund (aside from SSS)	Y		
Further education support	N	2%	0.2%
Company stock options	Y	75%	11.11%
Telecommuting	N		
Flexible-working Hours	Y	100%	15%

Employee Training and Development (401-1)		
Disclosure	Quantity	Units
Total training hours provided to employees		
a. Female employees	671	Hours
b. Male employees	1527	Hours
Average training hours provided to employees		
a. Female employees	2.43	Hours/Employee
b. Male employees	2.35	Hours/Employee

Diversity and Equal Opportunity (405-1)		
Disclosure	Quantity	Units
% of Female Workers in the Workforce	8	%
% of Male Workers in the Workforce	92	%
Number of employees from indigenous communities and/or vulnerable sector*	37 - single parents but no solo parent IDs; 1 HIV	#

Relationship with Community

Significant Impacts on Local Communities (413-1)					
Operations with significant (positive or negative) impacts on local communities (exclude CSR projects; this has to be business operations)	Location	Vulnerable Groups (if Applicable)	Does the particular operation have impact on indigenous people (Y/N)?	Collective or individual rights that have been identified that or particular concern for the community	Mitigating measures (if negative) or enhancement measures (if positive)
Mangrove Planting	Brgy. Banoyo, San Luis, Batangas	Elderly	N	None	Conserves marine resources and protects people living in coastal areas against natural hazards

Environmental Protection and Sustainable Operations

Harbor Star recognizes its responsibility to protect the environment and the community from climate change. To minimize its buildings' environmental impact, 90% of office lighting has been replaced with energy-efficient lighting such as LED. The Energy Conservation Committee (ENERCON) continues to monitor CO2 emissions and ensure that the 3% reduction

target per tugboat movement is met. As a result, CO2 emissions per move were reduced by 3%, from 0.87 in 2021 to 0.85 in 2022. This was achieved through the implementation of various fuel-saving programs, including shoreline and tug-to-tug connections.

Resource Management

Energy Consumption within the Organization (302-1)



322,100 GJ



209,469 kWh

Electricity

Water Consumption within the Organization (303-3, 303-5)



Water Withdrawal

0 m³



Water Consumption

18,729 m³



Recycled and Reused

0

Energy Consumption within the Organization (306-4)

Disclosure

Quantity

Units

Total Weight of Hazardous Waste Generated
Total Weight of Hazardous Waste Transported

14,878
14,878

Kg
Kg

Air Emissions: GHG (305-1, 305-2, 305-6)

Disclosure

Quantity

Units

Direct (Scope 1) GHG Emissions

22,747

Tonnes

Energy Indirect (Scope 2) GHG Emissions

165

Tonnes

Workplace Safety and Health

Employee’s Safety and Health

The health and safety of employees are the utmost priority of Harbor Star. The Company has its own team responsible for monitoring and implementing health and safety policies and procedures. Harbor Star continues to cultivate an interdependent safety culture in which employees will soon adopt the conduct of "observing each other's welfare." Through the Hazard Reporting and Correction Program, the organization establishes a mechanism for reporting harmful circumstances and behaviors.

Harbor Star acknowledges that its employees are its most valuable asset; consequently, the company requires their participation in incident investigations, hazard identification, risk assessment and control (HIRAC), review of procedures and policies, and other occupational health and safety programs.

Harbor Star ensures that all operational personnel are competent and skilled in safety procedures, and are aware of potential hazards and how to avoid them. To enhance the individual competence and skills of its

workforce, the Company implements various supported training such as:

Employee Training and Development

1. New Employee Orientation
2. Drug Free Workplace
3. HIV-AIDS Prevention and Control
4. Pulmonary Tuberculosis Prevention and Control
5. Hepa-B Prevention and Control
6. First Aid and Basic Life Support Training
7. Emergency Response Training (High Angle Rescue Training) 14
8. Basic Occupational Safety and Health (BOSH)
9. Construction Occupational Safety and Health (COSH)
10. Maritime Occupational Safety and Health (MOSH)
11. Fire Safety Practitioner Training
12. Hazardous Waste Operations & Emergency Response (HAZWOPER)
13. Behavior Based Safety
14. Chemical Safe Handling
15. Work Improvements in Small / Medium Enterprises (WISE)
16. Work Improvements On-board
17. 8-hour OSH Training
18. Safety Management System (SMS) Manual

Workplace Conditions, Labor Standards, and Human Rights

Occupational Health and Safety (403-9)		
Disclosure	Quantity	Units
Safe Man-Hours	11,446,055	Man-Hours
Number of Work-Related Injuries	3	#
Number of Work-Related Fatalities	0	#
Number of Work-Related Ill-Health	0	#
Number of Safety Drills	1,601	#

Compliance to International Standards and Maintenance

Harbor Star is committed to maintaining its position as a leader in the industry by placing the utmost importance on excellence, quality service, and safety. Thus, Harbor Star continues to be recognized both here and abroad for operations that are at par with global industry standards.

The Company has once again retained its international certifications for its management systems, specifically International Organization for Standardization (ISO) 9001:2015 Certification-Quality Management System, ISO 14001:2015 Certification- Environmental Management System, and ISO 45001:2018 Certification-Occupational Health & Safety Management System. All of the Company's major processes are evaluated constantly, and continuous improvements are implemented to keep operations in line with international standards. The Company consistently maintains a strict adherence to ISO standards to ensure quality and safety in all its services. In addition to these, Harbor Star also received the Integrated Management System (IMS) Certification for completing the three (3) certifications from DNV GL.

Harbor Star continues to have a robust and proactive maintenance and dry-docking program for its vessel fleet to minimize the potential for engine breakdowns, engine overhauls, and other types of repairs.

The Company ensures compliance with all environmental laws and regulations of the Department of Environment and Natural Resources (DENR) and the Philippine Coast Guard (PCG). Harbor Star also complies with the reportorial requirements of the Department of Labor and Employment (DOLE).


Maintaining an injury and illness-free workplace while conserving and preserving the Environment is also a priority for Harbor Star. The Company has secured a certificate of no violation of Occupational Health and Safety standards and has no pending cases related to violations of environmental requirements.

Moving forward, as the industry shifts towards higher standards of safety, maintenance, and employee development, the Company will continuously fulfill its responsibilities by investing in its workforce to remain at par with global industry standards.





14 LIFE BELOW WATER



Harbor Star's Adopt-A-Mangrove Program: A Commitment to Marine Conservation and Community Engagement

Harbor Star takes its responsibility towards the environment and local communities seriously. Its Adopt-A-Mangrove Program, launched in 2011, has been a cornerstone of its sustainability efforts. Through collaborative partnerships with Barangay Banoyo, the Municipality of San Luis, Batangas, the Provincial Government Environment and Natural Resource Office (PGENRO), and the Coastal Conservation and Education Foundation, Inc. (CCEF), Harbor Star has made significant strides in conserving marine resources and protecting coastal areas against natural hazards.

Since the inception of its Adopt-A-Mangrove Program, Harbor Star has been committed to creating a positive impact on the local ecosystem. Its dedicated team of employees

planted the first batch of 5,000 propagules (mangrove seedlings) in 2011, marking the beginning of the Company's journey towards marine conservation. Through ongoing monitoring and replanting efforts, the Company is proud to report an estimated 63,000 healthy mangrove plants in the area today. This remarkable achievement showcases the Company's commitment to the growth and sustainability of the mangrove ecosystem.

Harbor Star's Adopt-A-Mangrove Program has had a significant positive impact on the environment. The increased mangrove coverage has contributed to carbon sequestration, coastal erosion prevention, and the provision of habitat for diverse marine species. The Company's monitoring efforts have allowed it to observe positive changes in the area, indicating the successful restoration and conservation of the mangrove ecosystem. Harbor Star is proud to contribute to the preservation of this vital natural resource and its associated benefits.

Harbor Star also believes that sustainability goes hand in hand with community engagement. Its Adopt-A-Mangrove Program has fostered meaningful relationships with Barangay Banoyo and other stakeholders. The Company has worked closely with the local community to raise awareness about the importance of mangroves and their role in protecting coastal areas. Furthermore, its program has provided economic benefits to local livelihoods, including supporting fishery resources and promoting eco-tourism activities. Harbor Star is committed to creating

a positive impact on the well-being of the community and the environment through its various initiatives.

Harbor Star's Adopt-A-Mangrove Program aligns with the United Nations' Sustainable Development Goals (SDGs), reflecting the Company's commitment to global sustainability. By conserving mangroves and their associated ecosystems, Harbor Star contributes to SDG 14 (Life Below Water), SDG 13 (Climate Action), and SDG 17 (Partnerships for the Goals). Harbor Star is proud to be actively working towards achieving these global sustainability goals and making a meaningful difference in its local community and beyond.

In conclusion, Harbor Star's Adopt-A-Mangrove Program exemplifies the Company's commitment to marine conservation, community engagement, and environmental stewardship. The Company is proud of the significant progress it has made in conserving mangroves and protecting coastal areas, and remains dedicated to ongoing efforts towards a more sustainable future. The Company extends its gratitude to its partners,

7 AFFORDABLE AND CLEAN ENERGY



employees, and the local community for their unwavering support. As Harbor Star continues to strive for excellence in sustainability, it looks forward to making a positive impact on the environment and society in the years to come.

Harbor Star Energy (Solar Power Farm)

As of 31 December 2022, ADGI has delivered 121,610,000 KWh of electricity to SOCOTECO II.

GRI Content Index

For the Materiality Disclosures Service, GRI Services reviewed that the GRI content index is presented and the references for Disclosures 102- 40 to 10249 align with appropriate sections in the body of the report.

GRI Standard	Disclosure		Page Number(s), direct answers and/or URLs	Reason for Omission
GRI 101: Foundation 2016				
General Disclosures				
GRI 102: General Disclosures 2016	Organizational Profile			
	102-1	Name of the organization	Refer to Annual Report Page 1 : Company Profile	
	102-2	Activities, brands, products, and services	Refer to Annual Report Pages 11-13: Operational Highlights	
	102-3	Location of headquarters	Refer to Annual Report Inside Back Cover: Offices	
	102-4	Location of operations	Refer to Annual Report Pages 1-2 : Company Profile	
	102-5	Ownership and legal form	Refer to Annual Report Pages 1-2 : Company Profile	
	102-6	Markets served	Refer Annual Report Page 130 : HSSSI Base Ports	
	102-7	Scale of the organization	Refer to Page 39: Employee Management	
	102-8	Information on employees and other workers	Refer to Page 40: Employee Management	
	102-9	Supply chain	The company's key focus of the operation is providing maritime services. The company has a supplier/service provider accreditation process to ensure compliance with ISO standards and for sustainable development.	
	102-10	Significant changes to the organization and its supply chain		None to report
	102-11	Precautionary Principle or approach	Since the company is IMS certified, we are using the ISO standards when planning our processes and projects balancing the three pillars of sustainability.	
	102-12	External initiative	Refer to Pages 44-45: U.N. SDGs	
	102-13	Membership of associations	<ol style="list-style-type: none"> 1. International Salvage Union (ISU) 2. Employer Confederation of the Philippines (ECOP) 3. Philippine Chamber of Commerce and Industry (PCCI) 4. People Management Association of the Philippines (PMAP) 5. Harbor Tugs Association of the Philippines (HTAP) 6. Philippine Inter-island Shipping Association (PISA) 	

Strategy				
	102-14	Statement from senior decision-maker	Refer to Annual Report Page 8 : Message to Our Stockholders	
Ethics and Integrity				
	102-16	Values, principles, standards, and norms of behavior	Refer to Annual Report Page 7 : Mission, Vision, Corporate Values	
Governance				
	102-18	Governance structure	Refer to Annual Report Pages 18-29 : Corporate Governance	
Stakeholder Engagement				
	102-40	List of stakeholder groups	Refer to Pages 34-35	None to report
	102-41	Collective bargaining agreements		
	102-42	Identifying and selecting stakeholders	Refer to Pages 34-35	
	102-43	Approach to stakeholder engagement	Refer to Pages 34-35	
	102-44	Key topics and concerns raised	Refer to Pages 34-35	
Reporting Practice				
	102-45	Entities included in the consolidated financial statements	Parent and Subsidiaries	None to report None to report
	102-46	Defining report content and topic boundaries	Refer to Pages 32-33	
	102-47	List of material topics	Refer to Pages 32-33	
	102-48	Restatements of information		
	102-49	Changes in reporting		
	102-50	Reporting period	Refer to Page 31	
	102-51	Date of most recent report	2021	
	102-52	Reporting cycle	Annual	
	102-53	Contact point for questions regarding the report	Jay-R L. Castillo, QHSE Manager	
	102-54	Claims of reporting in accordance with the GRI Standards	Refer to Page 31	
	102-55	GRI Content Index	Refer to Pages 46-49	
	102-56	External assurance		
MATERIAL TOPICS				
Economic Performance				
GRI 103: Management Approach 2016	103-1	Explanation of the material topic and its boundary	Refer to Page 32	
	103-2	The management approach and its components	Refer to Pages 32-33	
	103-3	Evaluation of the management approach	Refer to Page 36	
GRI 201: Economic Performance 2016	201-1	Direct Economic Value Generated and Distributed	Refer to Page 36	

Environmental Performance				
Energy				
GRI 103: Management Approach 2016	103-1	Explanation of the material topic and its boundary	Refer to Page 32	
	103-2	The management approach and its components	Refer to Pages 32-33	
	103-3	Evaluation of the management approach	Refer to Page 41	
GRI 302: Energy 2016	302-1	Energy consumption within the organization	Refer to Page 41	
Water				
GRI 103: Management Approach 2016	103-1	Explanation of the material topic and its boundary	Refer to Page 32	
	103-2	The management approach and its components	Refer to Pages 32-33	
	103-3	Evaluation of the management approach	Refer to Page 41	
GRI 303: Water 2016	303-1	Water withdrawal	Refer to Page 41	
Emission				
GRI 103: Management Approach 2016	103-1	Explanation of the material topic and its boundary	Refer to Page 32	
	103-2	The management approach and its components	Refer to Pages 32-33	
	103-3	Evaluation of the management approach	Refer to Page 41	
GRI 305: Air Emissions 2016	305-1	Direct (Scope 1) GHG Emissions	Refer to Page 41	
	305-2	Energy indirect (Scope 2) GHG Emissions	Refer to Page 41	
Hazardous Wastes				
GRI 103: Management Approach 2016	103-1	Explanation of the material topic and its boundary	Refer to Page 32	
	103-2	The management approach and its components	Refer to Pages 32-33	
GRI 302: Waste 2016	103-3	Evaluation of the management approach	Refer to Page 41	
	306-4	Hazardous Waste	Refer to Page 41	
Social Performance				
Employment				
GRI 103: Management Approach 2016	103-1	Explanation of the material topic and its boundary	Refer to Page 32	
	103-2	The management approach and its components	Refer to Pages 32-33	
	103-3	Evaluation of the management approach	Refer to Page 35	
GRI 401: Employment 2016	401-1	Employee Data	Refer to Page 39	
	401-2	Employee Benefits	Refer to Page 39	

Occupational Safety and Health				
GRI 103: Management Approach 2016	103-1	Explanation of the material topic and its boundary	Refer to Page 32	
	103-2	The management approach and its components	Refer to Pages 32-33	
	103-3	Evaluation of the management approach	Refer to Page 42	
GRI 403: Occupational Safety and Health	403-9	Occupational Safety and Health	Refer to Page 42	
Training and Education				
GRI 103: Management Approach 2016	103-1	Explanation of the material topic and its boundary	Refer to Page 30	
	103-2	The management approach and its components	Refer to Pages 30-33, 40-41,	
	103-3	Evaluation of the management approach	Refer to Page 42	
GRI 404 : Training and Education	404-1	Employee Training and Development	Refer to Pages 40, 42	
Diversity and Equal Opportunity				
GRI 103: Management Approach 2016	103-1	Explanation of the material topic and its boundary	Refer to Page 2	
	103-2	The management approach and its components	Refer to Pages 32-33	
	103-3	Evaluation of the management approach	Refer to Page 40	
GRI 405: Diversity and Equal Opportunity	405-1	Diversity and Equal Opportunity	Refer to Page 40	
Local Communities				
GRI 103: Management Approach 2016	103-1	Explanation of the material topic and its boundary	Refer to Page 32	
	103-2	The management approach and its components	Refer to Pages 32-33	
	103-3	Evaluation of the management approach	Refer to Page 40	
GRI 413 : Local Communities 2016	413-1	Significant Impacts on Local Communities	Refer to Page 40	

Statement of Management's Responsibility for Financial Statements

The management of Harbor Star Shipping Services, Inc. and its Subsidiaries is responsible for the preparation and fair presentation of the financial statements including the schedules attached therein, for the years ended December 31, 2022 and 2021, in accordance with the prescribed financial reporting framework indicated therein, and such for internal control as management determines is necessary to enable the preparation of financial statements that are free from material misstatement, whether due to fraud or error.

In preparing the financial statements, management is responsible for assessing the Group's ability to continue as a going concern, disclosing, as applicable matters related to going concern and using the going concern basis of accounting unless management either intends to liquidate the Group or to cease operations, or has no realistic alternative but to do so.

The Board of Directors is responsible for overseeing the Group's financial reporting process. The Board of Directors reviews and approves the financial statements including the schedules attached therein, and submits the same to the stockholders or members.

Isla Lipana & Co., the independent auditor, appointed by the stockholders, has audited the financial statements of the Group in accordance with Philippine Standards on Auditing, and in its report to the stockholders or members, has expressed its opinion on the fairness of presentation upon completion of such audit.

(Original Signed)
MR. GERONIMO P. BELLA, JR.
PRESIDENT

(Original Signed)
MR. RICARDO RODRIGO P. BELLA
VICE PRESIDENT

(Original Signed)
MR. DANY CLEO B. USON
CHIEF FINANCE OFFICER

Signed this 18th day of April 2023.



Independent Auditor's Report

Independent Auditor's Report

To the Board of Directors and Shareholders of
Harbor Star Shipping Services, Inc. and Subsidiaries
 2224 A. Bonifacio St., corner Pres. Sergio Osmeña Highway
 Bangkal, Makati City

Report on the Audits of Consolidated Financial Statements

Our Opinion

In our opinion, the accompanying consolidated financial statements present fairly, in all material respects, the financial position of Harbor Star Shipping Services, Inc. (the "Parent Company") and Subsidiaries (together the "Group") as at December 31, 2022 and 2021, and its financial performance and its cash flows for each of the three years in the period ended December 31, 2022 in accordance with Philippine Financial Reporting Standards (PFRS).

What we have audited

The consolidated financial statements of the Group comprise:

- the consolidated statements of financial position as at December 31, 2022 and 2021;
- the consolidated statements of total comprehensive income for each of the three years in the period ended December 31, 2022;
- the consolidated statements of changes in equity for each of the three years in the period ended December 31, 2022;
- the consolidated statements of cash flows for each of the three years in the period ended December 31, 2022; and
- the notes to the consolidated financial statements, which include a summary of significant accounting policies.

Basis for Opinion

We conducted our audits in accordance with Philippine Standards on Auditing (PSA). Our responsibilities under those standards are further described in the Auditor's Responsibilities for the Audit of the Consolidated Financial Statements section of our report.

We believe that the audit evidence we have obtained is sufficient and appropriate to provide a basis for our opinion.

Independence

We are independent of the Group in accordance with the Code of Ethics for Professional Accountants in the Philippines (Code of Ethics), together with the ethical requirements that are relevant to our audit of the consolidated financial statements in the Philippines, and we have fulfilled our other ethical responsibilities in accordance with these requirements and the Code of Ethics.

*Isla Lipana & Co., 29th Floor, Philamlife Tower, 8767 Paseo de Roxas, 1226 Makati City, Philippines
 T: +63 (2) 8845 2728, F: +63 (2) 8845 2806, www.pwc.com/ph*



Independent Auditor's Report
To the Board of Directors and Shareholders of
Harbor Star Shipping Services, Inc. and Subsidiaries
Page 2

Our Audit Approach

As part of designing our audit, we determined materiality and assessed the risks of material misstatement in the consolidated financial statements. In particular, we considered where management made subjective judgments; for example, in respect of significant accounting estimates that involved making assumptions and considering future events that are inherently uncertain. As in all of our audits, we also addressed the risk of management override of internal controls, including among other matters, consideration of whether there was evidence of bias that represented a risk of material misstatement due to fraud.

We tailored the scope of our audit in order to perform sufficient work to enable us to provide an opinion on the consolidated financial statements as a whole, taking into account the structure of the Group, the accounting processes and controls, and the industry in which the Group operates.

Key audit matters

Key audit matters are those matters that, in our professional judgment, were of most significance in our audit of the consolidated financial statements of the current period. These matters were addressed in the context of our audit of the consolidated financial statements as a whole, and in forming our opinion thereon, and we do not provide a separate opinion on these matters.

Key audit matters identified in our audit are summarized as follows:

Key audit matters	How our audit addressed the key audit matters
<p>Revaluation of tugboats</p> <p>Refer to Notes 6 and 27.10 to the consolidated financial statements for the corresponding details and discussion of the Group's policy on revaluation of tugboats presented as part of property and equipment.</p> <p>In 2022, the Group recognized a net revaluation increase amounting to Php515.7 million, net of tax, based on the results of most recent appraisal reports finalized during the year. Accordingly, this resulted in the increase of the Group's tugboats' net book value and revaluation surplus, which amounted to Php2.20 billion and Php765.9 million, respectively, as at December 31, 2022. This is an area of focus due to the material impact of these account balances to total assets and total comprehensive income. Likewise, the process of revaluation entails distinct expertise particularly appraisers, who are accredited by the Securities and Exchange Commission (SEC) and/or lender banks.</p>	<p>We addressed the matter through the following procedures:</p> <ul style="list-style-type: none"> • Obtained the appraisal reports for tugboats prepared by the Securities and Exchange Commission (SEC) accredited appraiser engaged by the Group. • Independence, objectivity of the accredited appraiser was evaluated in consideration of their professional qualifications, experience and reporting responsibilities. • Performed understanding and evaluation of the accredited appraiser's work including but not limited to the completeness of data used, reasonableness of assumptions and calculation methods used. • Under the cost approach, we compared the calculated replacement cost as adjusted by service life against recorded net book value of each tugboat. We checked the accuracy of adjustments made to revaluation surplus and to impairment losses, as applicable.



Independent Auditor's Report
To the Board of Directors and Shareholders of
Harbor Star Shipping Services, Inc. and Subsidiaries
Page 3

Key audit matters	How our audit addressed the key audit matters
<p><i>Impairment of goodwill</i></p> <p>Refer to Notes 1.2 and 27.3 to the consolidated financial statements for the corresponding details and discussion of the Group's goodwill.</p> <p>The Group has an existing goodwill arising from its acquisition of Astronergy Development Gensan Inc., Astronergy Development F1 Inc., and Astronergy Development F2 Inc. in 2017 and 2018. Under PAS 36, Impairment of Assets, the amount of goodwill is required to be tested annually for impairment. This annual impairment test was significant to our audit since the goodwill amounting to Php154.2 million as at December 31, 2022 is material to the consolidated financial statements. In addition, management's assessment process is complex and is based on management judgment and assumptions, specifically forecasted revenue growth rate and pre-tax adjusted discount rate, which are affected by expected future market or economic conditions.</p> <p>In 2022, the Group recognized full impairment loss of its goodwill based on estimated value in use that was adversely impacted by continuing increase in interest rates and volatility of electricity rates in the spot market.</p>	<p>Our audit procedures included, among others, using a valuation expert to assist us in evaluating the assumptions and methodologies used in management's valuation. We found the methodology used in valuation to be appropriate and consistently applied. The procedures performed to assess the reasonableness of management's assumptions include, among others, the following:</p> <ul style="list-style-type: none"> • Forecasted revenue growth rate We have assessed revenue growth based on the Group's renewable energy supply agreement with its sole customer and solar power plant's actual capacity. • Pre-tax adjusted discount rate We have involved our valuation experts to independently assess the reasonableness of inputs used in the weighted average cost of capital (WACC) calculations, which is the basis of discount rate, with reference to comparable companies. • Other key assumptions We tested the reasonableness of costs and expenses based on historical results and future economic outlook. <p>In testing the discounted cash flow calculation, we also tested the mathematical accuracy of the discounted cash flow calculation. We also performed sensitivity analysis of discount and revenue growth rates.</p>
<p><i>Compliance with debt covenants</i></p> <p>Refer to Notes 12 and 27.15 to the consolidated financial statements for the corresponding details and discussion of the Group's borrowings.</p> <p>As at December 31, 2022, the Group's total borrowings amounted to approximately Php3.79 billion, which provide for debt covenants including compliance to financial ratios namely debt to equity, current and debt service coverage.</p>	<p>We addressed the matter through the following:</p> <ul style="list-style-type: none"> • Obtained bank confirmation for all borrowings of the Group and inspected related documents including loan agreements and promissory notes. • Recalculated interest expense and total restructuring loss arising from renegotiation of certain loan agreements.



Independent Auditor's Report
To the Board of Directors and Shareholders of
Harbor Star Shipping Services, Inc. and Subsidiaries
Page 4

Key Audit Matter	How our audit addressed the Key Audit Matter
<p>In addition, loan agreements impose restriction on the sale of any property and equipment and drawdown of new borrowings from other banks.</p> <p>For the year ended December 31, 2022, the Group reported interest expense amounting to Php281.5 million and restructuring loss of Php31.6 million.</p>	<ul style="list-style-type: none"> Reviewed debt covenants and recalculated all financial ratios to ascertain compliance. In addition, we have confirmed the absence of any defaults during the year.

Other Information

Management is responsible for the other information. The other information comprises the information included in the SEC Form 20-IS (Definitive Information Statement), SEC Form 17-A and Annual Report, but does not include the consolidated financial statements and our auditor's report thereon. The SEC Form 20-IS (Definitive Information Statement) and Annual Report are expected to be made available to us after the date of this auditor's report.

Our opinion on the consolidated financial statements does not cover the other information and we will not express any form of assurance conclusion thereon.

In connection with our audit of the consolidated financial statements, our responsibility is to read the other information identified above when it becomes available and, in doing so, consider whether the other information is materially inconsistent with the consolidated financial statements or our knowledge obtained in the audit, or otherwise appears to be materially misstated.

If, based on the work we have performed on the other information namely SEC Form 17-A, which we obtained prior to the date of this auditor's report, we conclude that there is a material misstatement of this other information, we are required to report that fact. We have nothing to report in this regard.

When we read the SEC Form 20-IS (Definitive Information Statement) and Annual Report, if we conclude that there is a material misstatement therein, we are required to communicate the matter to those charged with governance and the SEC.

Responsibilities of Management and Those Charged with Governance for the Consolidated Financial Statements

Management is responsible for the preparation and fair presentation of the consolidated financial statements in accordance with PFRS, and for such internal control as management determines is necessary to enable the preparation of consolidated financial statements that are free from material misstatement, whether due to fraud or error.

In preparing the consolidated financial statements, management is responsible for assessing the Group's ability to continue as a going concern, disclosing, as applicable, matters related to going concern and using the going concern basis of accounting unless management either intends to liquidate the Group or to cease operations, or has no realistic alternative but to do so.

Independent Auditor's Report
To the Board of Directors and Shareholders of
Harbor Star Shipping Services, Inc. and Subsidiaries
Page 5

Those charged with governance are responsible for overseeing the Group's financial reporting process.

Auditor's Responsibilities for the Audit of the Consolidated Financial Statements

Our objectives are to obtain reasonable assurance about whether the consolidated financial statements as a whole are free from material misstatement, whether due to fraud or error, and to issue an auditor's report that includes our opinion. Reasonable assurance is a high level of assurance, but is not a guarantee that an audit conducted in accordance with PSA will always detect a material misstatement when it exists. Misstatements can arise from fraud or error and are considered material if, individually or in the aggregate, they could reasonably be expected to influence the economic decisions of users taken on the basis of these consolidated financial statements.

As part of an audit in accordance with PSA, we exercise professional judgment and maintain professional skepticism throughout the audit. We also:

- Identify and assess the risks of material misstatement of the consolidated financial statements, whether due to fraud or error, design and perform audit procedures responsive to those risks, and obtain audit evidence that is sufficient and appropriate to provide a basis for our opinion. The risk of not detecting a material misstatement resulting from fraud is higher than for one resulting from error, as fraud may involve collusion, forgery, intentional omissions, misrepresentations, or the override of internal control.
- Obtain an understanding of internal control relevant to the audit in order to design audit procedures that are appropriate in the circumstances, but not for the purpose of expressing an opinion on the effectiveness of the Group's internal control.
- Evaluate the appropriateness of accounting policies used and the reasonableness of accounting estimates and related disclosures made by management.
- Conclude on the appropriateness of management's use of the going concern basis of accounting and, based on the audit evidence obtained, whether a material uncertainty exists related to events or conditions that may cast significant doubt on the Group's ability to continue as a going concern. If we conclude that a material uncertainty exists, we are required to draw attention in our auditor's report to the related disclosures in the consolidated financial statements or, if such disclosures are inadequate, to modify our opinion. Our conclusions are based on the audit evidence obtained up to the date of our auditor's report. However, future events or conditions may cause an entity within the Group to cease to continue as a going concern.
- Obtain sufficient appropriate audit evidence regarding the financial information of the entities or business activities within the Group to express an opinion on the consolidated financial statements. We are responsible for the direction, supervision and performance of the Group audit. We remain solely responsible for our audit opinion.
- Evaluate the overall presentation, structure and content of the consolidated financial statements, including the disclosures, and whether the consolidated financial statements represent the underlying transactions and events in a manner that achieves fair presentation.

Independent Auditor's Report
To the Board of Directors and Shareholders of
Harbor Star Shipping Services, Inc. and Subsidiaries
Page 6

- Obtain sufficient appropriate audit evidence regarding the financial information of the entities or business activities within the Group to express an opinion on the consolidated financial statements. We are responsible for the direction, supervision and performance of the Group audit. We remain solely responsible for our audit opinion.


We communicate with those charged with governance regarding, among other matters, the planned scope and timing of the audit and significant audit findings, including any significant deficiencies in internal control that we identify during our audit.

We also provide those charged with governance with a statement that we have complied with relevant ethical requirements regarding independence, and to communicate with them all relationships and other matters that may reasonably be thought to bear on our independence, and where applicable, related safeguards.

From the matters communicated with those charged with governance, we determine those matters that were of most significance in the audit of the consolidated financial statements of the current period and are therefore the key audit matters. We describe these matters in our auditor's report unless law or regulation precludes public disclosure about the matter or when, in extremely rare circumstances, we determine that a matter should not be communicated in our report because the adverse consequences of doing so would reasonably be expected to outweigh the public interest benefits of such communication.

The engagement partner on the audit resulting in this independent auditor's report is Pocholo C. Domondon.

Isla Lipana & Co.



Pocholo C. Domondon
Partner

CPA Cert. No. 108839

P.T.R. No. 0011401; issued on January 9, 2023 at Makati City

SEC A.N. (individual) as general auditors 108839-SEC, Category A;

valid to audit 2021 to 2025 financial statements

SEC A.N. (firm) as general auditors 0142-SEC, Category A;

valid to audit 2020 to 2024 financial statements

T.I.N. 213-227-235

BIR A.N. 08-000745-128-2021; issued on December 9, 2021; effective until December 8, 2024

BOA/PRC Reg. No. 0142, effective until November 14, 2025

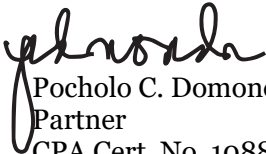
Makati City
April 19, 2023

Statements Required by Rule 68, Securities Regulation Code (SRC)

To the Board of Directors and Shareholders of
Harbor Star Shipping Services, Inc. and Subsidiaries
 2224 A. Bonifacio St., corner Pres. Sergio Osmeña Highway
 Bangkal, Makati City

We have audited the consolidated financial statements of Harbor Star Shipping Services, Inc. and Subsidiaries (the “Group”) as at and for the year ended December 31, 2022, on which we have rendered the attached report dated April 19, 2023. The supplementary information shown in the Reconciliation of Parent Company’s Retained Earnings Available for Dividend Declaration, A Map Showing the Relationships between and among the Parent Company and its Subsidiaries and Associates, and Schedules A, B, C, D, E, F, G as required by the Revised SRC Rule 68, are presented for purposes of filing with the Securities and Exchange Commission and are not required parts of the basic consolidated financial statements. Such supplementary information and schedules are the responsibility of management and have been subjected to the auditing procedures applied in the audit of the basic consolidated financial statements. In our opinion, the supplementary information and schedules have been prepared in accordance with the Revised SRC Rule 68.

Isla Lipana & Co.



Pocholo C. Domondon
 Partner

CPA Cert. No. 108839

P.T.R. No. 0011401; issued on January 9, 2023 at Makati City

SEC A.N. (individual) as general auditors 108839-SEC, Category A;
 valid to audit 2021 to 2025 financial statements

SEC A.N. (firm) as general auditors 0142-SEC, Category A;
 valid to audit 2020 to 2024 financial statements

T.I.N. 213-227-235

BIR A.N. 08-000745-128-2021; issued on December 9, 2021; effective until December 8, 2024

BOA/PRC Reg. No. 0142, effective until November 14, 2025

Makati City
 April 19, 2023

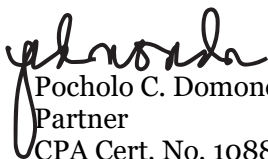
Statements Required by Rule 68, Securities Regulation Code (SRC)

To the Board of Directors and Shareholders of
Harbor Star Shipping Services, Inc. and Subsidiaries
2224 A. Bonifacio St., corner Pres. Sergio Osmeña Highway
Bangkal, Makati City

We have audited the consolidated financial statements of Harbor Star Shipping Services, Inc. (the "Parent Company") and Subsidiaries as at and for the year ended December 31, 2022, on which we have rendered the attached report dated April 19, 2023.

In compliance with SRC Rule 68 and based on the certification received from the Parent Company's corporate secretary and the results of work performed by us, the Parent Company has 114 shareholders owning one hundred (100) or more shares each as at December 31, 2022.

Isla Lipana & Co.



Pocholo C. Domondon
Partner

CPA Cert. No. 108839

P.T.R. No. 0011401; issued on January 9, 2023 at Makati City

SEC A.N. (individual) as general auditors 108839-SEC, Category A;

valid to audit 2021 to 2025 financial statements

SEC A.N. (firm) as general auditors 0142-SEC, Category A;

valid to audit 2020 to 2024 financial statements

T.I.N. 213-227-235

BIR A.N. 08-000745-128-2021; issued on December 9, 2021; effective until December 8, 2024

BOA/PRC Reg. No. 0142, effective until November 14, 2025

Makati City
April 19, 2023



Isla Lipana & Co.

Statements Required by Rule 68, Securities Regulation Code (SRC)

To the Board of Directors and Shareholders of
Harbor Star Shipping Services, Inc. and Subsidiaries
 2224 A. Bonifacio St., corner Pres. Sergio Osmeña Highway
 Bangkal, Makati City

We have audited in accordance with Philippine Standards on Auditing, the consolidated financial statements of Harbor Star Shipping Services, Inc. and Subsidiaries (the “Group”) as at December 31, 2022 and 2021 and for each of the three years in the period ended December 31, 2022, and have issued our report thereon dated April 19, 2023. Our audits were made for the purpose of forming an opinion on the basic consolidated financial statements taken as a whole. The Supplementary Schedule on Financial Soundness Indicators, including their definitions, formulas, calculation, and their appropriateness or usefulness to the intended users, are the responsibility of the Group’s management. These financial soundness indicators are not measures of operating performance defined by Philippine Financial Reporting Standards (PFRS) and may not be comparable to similarly titled measures presented by other companies. This schedule is presented for the purpose of complying with the Revised SRC Rule 68 issued by the Securities and Exchange Commission, and is not a required part of the basic consolidated financial statements prepared in accordance with PFRS. The components of these financial soundness indicators have been traced to the Group’s consolidated financial statements as at December 31, 2022 and 2021 and for each of the three years in the period ended December 31, 2022 and no material exceptions were noted.

Isla Lipana & Co.

Nicholo C. Domondon
 Partner

CPA Cert. No. 108839

P.T.R. No. 0011401; issued on January 9, 2023 at Makati City

SEC A.N. (individual) as general auditors 108839-SEC, Category A;

valid to audit 2021 to 2025 financial statements

SEC A.N. (firm) as general auditors 0142-SEC, Category A;

valid to audit 2020 to 2024 financial statements

T.I.N. 213-227-235

BIR A.N. 08-000745-128-2021; issued on December 9, 2021; effective until December 8, 2024

BOA/PRC Reg. No. 0142, effective until November 14, 2025

Makati City
 April 19, 2023

Isla Lipana & Co., 29th Floor, Philamlife Tower, 8767 Paseo de Roxas, 1226 Makati City, Philippines
 T: +63 (2) 8845 2728, F: +63 (2) 8845 2806, www.pwc.com/ph

Financial Statements

Harbor Star Shipping Services, Inc. and Subsidiaries

Consolidated Statements of Financial Position
As at December 31, 2022 and 2021
(All amounts in Philippine Peso)

	Notes	2022	2021
ASSETS			
Current assets			
Cash and cash equivalents	2	266,463,521	263,963,505
Trade and other receivables, net	3	1,248,472,398	958,538,127
Prepayments and other current assets	4	355,733,420	306,421,599
Total current assets		1,870,669,339	1,528,923,231
Non-current assets			
Property and equipment at revalued amounts, net	6	2,184,552,658	1,662,874,369
Property, plant and equipment at cost, net	7	2,170,480,049	2,224,463,388
Right-of-use assets, net	22	71,611,039	76,928,280
Computer software, net	8	12,243,950	19,417,260
Investment properties	9	54,004,619	52,193,905
Investments in associates	5	194,193,596	207,277,546
Goodwill	1.2	-	154,207,159
Other non-current assets, net	10	293,414,987	282,960,635
Total non-current assets		4,980,500,898	4,680,322,542
Total assets		6,851,170,237	6,209,245,773
LIABILITIES AND EQUITY			
Current liabilities			
Trade and other payables	11	896,824,732	638,781,516
Short-term loans	12	22,728,600	522,271,500
Borrowings, current portion	12	281,282,804	259,267,337
Lease liabilities, current portion	22	6,178,428	6,771,855
Advances from related parties	21	8,515,256	8,515,256
Income tax payable		8,251,953	296,623
Total current liabilities		1,223,781,773	1,435,904,087
Non-current liabilities			
Trade payables, net of current portion	11	7,112,842	15,248,351
Borrowings, net of current portion	12	3,509,329,021	3,311,898,604
Lease liabilities, net of current portion	22	26,995,624	31,831,492
Deferred income tax liabilities, net	23	170,358,724	49,454,041
Retirement benefit obligation	20	142,225,772	105,989,538
Total non-current liabilities		3,856,021,983	3,514,422,026
Total liabilities		5,079,803,756	4,950,326,113
Equity			
Attributable to owners of the Parent Company			
Share capital	13	907,857,870	907,857,870
Additional paid-in-capital	13	121,632,762	121,632,762
Revaluation surplus, net of tax	6	765,856,087	286,743,411
Cumulative translation difference	27.23	(7,497,456)	(7,874,394)
Fair value reserve on financial assets at fair value through other comprehensive income		(160,000)	(160,000)
Treasury shares	13	(37,614,990)	(37,614,990)
Retained earnings (Deficit)		(7,689,495)	(32,194,999)
Non-controlling interest		1,742,384,778	1,238,389,660
Total equity		1,771,366,481	1,258,919,660
Total liabilities and equity		6,851,170,237	6,209,245,773

The notes on pages 1 to 66 are integral part of these consolidated financial statements.

Harbor Star Shipping Services, Inc. and Subsidiaries

Consolidated Statements of Total Comprehensive Income
For each of the three years in the period ended December 31, 2022
(All amounts in Philippine Peso)

	Notes	2022	2021	2020
Service income, net	15	2,375,197,590	1,607,698,208	1,377,142,931
Revenue on generation of solar power		324,357,740	301,641,340	305,407,480
Total revenue		2,699,555,330	1,909,339,548	1,682,550,411
Cost of services	16	(1,645,927,641)	(1,366,189,664)	(1,228,754,317)
Gross profit		1,053,627,689	543,149,884	453,796,094
General and administrative expenses	17	(380,909,458)	(336,685,866)	(314,961,506)
Net impairment losses on financial assets	3	(111,382,619)	(99,678,286)	(100,154,554)
Impairment loss on goodwill	1.2	(154,207,159)	-	-
Other income (loss), net	19	(121,952,029)	(3,803,930)	67,265,192
Operating profit		285,176,424	102,981,802	105,945,226
Finance cost				
Interest expense	11,12,22	(289,083,467)	(270,326,344)	(274,705,862)
Foreign exchange income (loss) on borrowings	12,24	(1,506,721)	264,670	-
		(290,590,188)	(270,061,674)	(274,705,862)
Share in profit (loss) of associates	5	(4,546,498)	20,278,057	82,309,037
Loss before income tax		(9,960,262)	(146,801,815)	(86,451,599)
Income tax (expense) benefit	23	20,458,990	(11,209,505)	1,521,629
Income (Loss) for the year		10,498,728	(158,011,320)	(84,929,970)
Other comprehensive income (loss)				
Items that will not be subsequently reclassified to profit or loss				
Revaluation increment on tugboats, net of tax	6	515,682,323	227,705,159	-
Remeasurements on retirement benefits, net of tax	20	(16,323,060)	25,807,454	2,017,509
Total other comprehensive income, net of tax		499,359,263	253,512,613	2,017,509
Total comprehensive income (loss) for the year		509,857,991	95,501,292	(82,912,461)
Income (Loss) attributable to:				
Owners of the parent	14	2,047,025	(166,628,380)	(99,229,074)
Non-controlling interest		8,451,703	8,617,059	14,299,104
		10,498,728	(158,011,321)	(84,929,970)
Total comprehensive income (loss) attributable to:				
Owners of the parent		501,406,288	86,884,233	(97,211,565)
Non-controlling interest		8,451,703	8,617,059	14,299,104
		509,857,991	95,501,292	(82,912,461)
Earnings (Loss) per share				
Basic and diluted	14	0.002	(0.186)	(0.111)

The notes on pages 1 to 66 are integral part of these consolidated financial statements.

Harbor Star Shipping Services, Inc. and its Subsidiaries

Consolidated Statements of Changes in Equity
For each of the three years in the period ended December 31, 2022
(All amounts in Philippine Peso)

	Equity attributable to owners of the Parent Company									
	Share capital (Note 13)	Treasury stock (Note 13)	Additional paid-in capital (Note 13)	Revaluation surplus (Note 6)	Cumulative transition difference (Note 27.23)	Fair value reserve on financial assets at fair value through other comprehensive income	Retained earnings	Total	Non- controlling interest	Total equity
Balances at January 1, 2020	907,857,870	(37,614,990)	121,632,762	80,153,162	(6,768,327)	(150,000)	181,933,854	1,247,034,331	(1,161,009)	1,245,873,322
Comprehensive loss	-	-	-	-	-	-	(99,229,074)	(99,229,074)	14,299,104	(84,929,970)
Loss for the year	-	-	-	-	-	-	-	-	-	-
Other comprehensive loss	-	-	-	-	-	-	-	-	-	-
Remeasurements on retirement benefits, net of tax	-	-	-	-	-	-	2,017,509	2,017,509	-	2,017,509
Total comprehensive income (loss)	-	-	-	(9,249,388)	-	-	(97,211,565)	(97,211,565)	14,299,104	(82,912,461)
Depreciation transfer of revaluation surplus	6	-	-	-	187,939	-	9,249,388	27	187,966	417,668
Transition adjustments	27,23	-	-	70,903,774	(6,580,388)	(150,000)	93,971,704	1,150,010,732	13,567,797	1,163,378,529
Balances at December 31, 2020	907,857,870	(37,614,990)	121,632,762	70,903,774	(6,580,388)	(150,000)	93,971,704	1,150,010,732	13,567,797	1,163,378,529
Comprehensive loss	-	-	-	-	-	-	(166,628,380)	(166,628,380)	8,617,059	(158,011,321)
Loss for the year	-	-	-	-	-	-	-	-	-	-
Other comprehensive income	-	-	-	-	-	-	25,807,454	25,807,454	-	25,807,454
Remeasurements on retirement benefits, net of tax	20	-	-	227,705,159	-	-	25,807,454	227,705,159	-	227,705,159
Revaluation increment on tugboats, net of tax	6	-	-	227,705,159	-	-	-	86,894,233	8,617,059	95,501,292
Total comprehensive income (loss)	6	-	-	(11,865,522)	-	-	(140,820,926)	86,894,233	8,617,059	95,501,292
Depreciation transfer of revaluation surplus	6	-	-	(11,865,522)	-	-	1,865,522	-	-	-
Transition adjustments	27,23	-	-	286,743,411	(1,294,006)	(150,000)	2,788,701	1,494,695	(1,454,856)	39,839
Balances at December 31, 2021	907,857,870	(37,614,990)	121,632,762	286,743,411	(7,874,394)	(150,000)	(32,194,999)	1,238,389,660	20,530,000	1,258,919,660
Comprehensive income	-	-	-	-	-	-	2,047,025	2,047,025	8,451,703	10,498,728
Income for the year	-	-	-	-	-	-	-	-	-	-
Other comprehensive income	-	-	-	-	-	-	2,047,025	2,047,025	8,451,703	10,498,728
Remeasurements on retirement benefits, net of tax	20	-	-	515,682,323	-	-	(16,323,060)	(16,323,060)	-	(16,323,060)
Net revaluation on tugboats, net of tax	6	-	-	515,682,323	-	-	515,682,323	501,406,288	8,451,703	509,857,991
Total comprehensive income (loss)	6	-	-	(36,569,647)	-	-	36,569,647	-	-	-
Depreciation transfer of revaluation surplus	6	-	-	(36,569,647)	-	-	2,211,892	2,588,830	-	2,588,830
Transition adjustments	27,23	-	-	755,856,087	(7,497,456)	(150,000)	(7,689,495)	1,742,384,778	28,981,703	1,771,366,481
Balances at December 31, 2022	907,857,870	(37,614,990)	121,632,762	755,856,087	(7,497,456)	(150,000)	(7,689,495)	1,742,384,778	28,981,703	1,771,366,481

The notes on pages 1 to 66 are integral part of these consolidated financial statements.

Harbor Star Shipping Services, Inc. and its Subsidiaries

Consolidated Statements of Cash Flows
For each of the three years in the period ended December 31, 2022
(All amounts in Philippine Peso)

	Notes	2022	2021	2020
Cash flows from operating activities				
Loss before income tax		(9,960,262)	(146,801,815)	(86,451,599)
Adjustments for:				
Depreciation and amortization	6,7,10,16,17	438,718,702	430,799,762	445,085,097
Interest expense	11,12,22	289,083,467	270,326,344	274,705,862
Impairment loss on goodwill	1.2	154,207,159	-	-
Net impairment losses on financial assets	3	111,382,619	99,678,286	100,154,554
Loss (gain) on sale of property, plant and equipment	19	42,618,496	5,104,687	(4,771,817)
Loss on debt restructuring, net	12,19	31,646,568	45,047,143	-
Retirement benefit expense	18,20	14,703,354	16,337,765	16,512,770
Amortization of computer software	8	8,451,037	7,259,577	6,797,074
Provision for impairment of input VAT	10,17	8,158,784	8,283,382	9,058,444
Amortization of right-of-use assets	22	6,918,160	6,805,996	19,262,991
Share in profit of associate	5	4,546,498	(20,278,057)	(82,309,037)
Unrealized foreign exchange loss (gain) on borrowings	12	1,506,721	(264,670)	-
Interest income	2,19	(678,233)	(108,971)	(404,660)
Unrealized foreign exchange loss (gain), net	24	(2,761,923)	16,948	311,648
Provision for assessment	17	-	12,094,358	601,902
Provision for loss on construction advances	4,19	-	-	21,580,622
Direct write-off of accounts receivable	17	-	-	6,825,051
Reversal of property and equipment		-	-	6,165
Gain on reversal of finance lease liability	19	-	-	(8,703,120)
Operating profit before changes in working capital		1,098,541,147	734,300,735	718,261,947
Decrease (Increase) in:				
Trade and other receivables		(400,617,947)	(315,254,267)	(290,173,736)
Advances to a related party		-	-	(1,183,533)
Prepayments and other current assets		(58,572,156)	(10,389,292)	227,179,350
Other non-current assets		(20,234,603)	3,986,658	(18,492,216)
Increase (Decrease) in:				
Trade and other payables		245,506,640	209,351,794	131,450,147
Advances from related parties		-	700,000	570,766
Cash generated from operations		864,623,081	622,695,628	767,612,725
Interest received		678,233	108,971	404,660
Retirement obligation paid	20	(231,200)	(511,912)	(2,789,610)
Income taxes paid		(1,585,414)	(3,578,488)	(8,351,961)
Net cash provided by operating activities		863,484,700	618,714,199	756,875,814
Cash flows from investing activities				
Proceeds from disposal of property, plant and equipment	6,7	19,638,342	10,578,000	11,037,179
Dividends received	5	8,537,452	11,031,043	776,963
Acquisition of investment properties	9	(1,810,714)	(3,653,534)	(913,384)
Acquisition of property, plant and equipment and computer software	6,7,8	(407,942,374)	(249,126,664)	(237,350,078)
Net cash used in investing activities		(381,577,294)	(231,171,155)	(226,449,320)
Cash flows from financing activities				
Proceeds from borrowings	12	9,211,669	50,737,392	185,222,121
Net proceeds from (payments of) short-term loans		(1,486,839)	24,271,500	(1,750,000)
Payment of interest on lease liabilities	22	(854,444)	(1,876,649)	(1,193,385)
Payment of lease liabilities	22	(8,231,512)	(6,892,929)	(5,628,886)
Payments of borrowings	12	(317,673,358)	(202,284,940)	(354,684,359)
Payment of interest on borrowings	12	(158,852,647)	(259,999,319)	(179,176,315)
Net cash provided by (used) financing activities		(477,887,131)	(396,044,945)	(357,210,824)
Net increase (decrease) in cash and cash equivalents		4,020,275	(8,501,901)	173,215,670
Cash and cash equivalents				
Beginning of year	2	263,963,505	272,482,354	99,449,755
Effect of foreign exchange rate changes on cash and cash equivalents		(1,520,259)	(16,948)	(183,071)
End of year	2	266,463,521	263,963,505	272,482,354

The notes on pages 1 to 66 are integral part of these consolidated financial statements.

Harbor Star Shipping Services, Inc. and Subsidiaries

Notes to the Consolidated Financial Statements

As at December 31, 2022 and 2021 and

for each of the three years in the period ended December 31, 2022

(In the notes, all amounts are shown in Philippine Peso unless otherwise stated)

Note 1 - Business information

1.1 General information

Harbor Star Shipping Services, Inc. (the “Parent Company”) was incorporated in the Philippines and registered with the Securities and Exchange Commission (SEC) on July 5, 1988. The primary and secondary purpose of the Parent Company is to invest, own, operate, venture into domestic and international maritime commerce, domestic and international manning recruitment, transport in and between ports of the Philippines, domestic and international port and terminal operations, construction and rehabilitation of marine facilities and real estate development.

In July 2012, the Parent Company commenced activities for an initial public offering (IPO) of its common shares in the Philippines. On October 29, 2012, the Parent Company submitted its Registration Statement to the Philippine SEC. On October 30, 2013, the Parent Company completed its listing in the Philippine Stock Exchange (PSE) and became a public company (Note 13). The Group did not have any follow-on offering subsequent to its initial public offering.

As at December 31, 2022, the Parent Company has 117 (2021 - 119) shareholders, 114 of which holds at least 100 common shares (2021 - 117). The Parent Company’s major shareholders are its own directors holding 68.93% of its total issued shares and the remaining 31.07% of total issued shares as at December 31, 2022 and 2021 and are held by the public.

The Group’s registered office, which is also its principal place of business, is located at 2224 A. Bonifacio Street corner Pres. Sergio Osmena Highway, Brgy. Bangkal, Makati City, 1233, Philippines.

1.2 Significant developments

Acquisition of Astronergy Development Gensan Inc. (ADGI);
Astronergy Development F1 Inc. (ADF1) and Astronergy Development F2 Inc. (ADF2)

On October 6, 2017, the Parent Company’s BOD resolved to acquire 60% shareholdings of ADGI, an entity engaged in power generation through renewable energy through HSEC, a new subsidiary. On the same date, which became the acquisition date, a total of 599,997 shares were acquired, representing 60% of the issued and outstanding shares of ADGI. As a result, ADGI became a subsidiary of HSEC effective October 6, 2017.

ADGI was registered with the Department of Energy (DOE), with Registration No. SESC 2014-12-096 on December 29, 2014, as a Renewable Energy (RE) Developer of Solar Energy Resources. Pursuant to Section 15 Chapter VI of Republic Act (RA) No. 9513, An Act Promoting The Development, Utilization and Commercialization of Renewable Energy Resources and For Other Purposes, ADGI, as RE Developer, is entitled to certain incentives including income tax holiday (ITH) for the first seven (7) years of its commercial operations.

ADGI has permits, licenses and entitlements to operate 25MW, expandable to 75MW, solar power plant in General Santos. Agreement (PPA) with South Cotabato II Electric Cooperative, Inc. ("SOCOTECO II"). Under the PPA, SOCOTECO-II will purchase all the energy output from the project. On March 15, 2018, the Parent ADGI has been issued a Certificate of Commerciality by the DOE and has an existing ERC-approved Power Purchase Company's BOD resolved to acquire the following shares of stocks through HSEC, its subsidiary:

- 40% additional shareholdings of ADGI
- 100% shareholdings of Astronergy Development F1 Inc. (ADF1)
- 100% shareholdings of Astronergy Development F2 Inc. (ADF2)

On April 12 and October 18, 2018, HSEC acquired the remaining 25% and 15% shareholdings of ADGI which represents 250,000 and 150,000 shares of stock, respectively for a total of P75,108,479. The acquisition resulted in the reversal of NCI and a charge to retained earnings amounting to P18,695,948 and P83,342,728, respectively. The acquisition of the remaining shares of stocks made ADGI a wholly-owned subsidiary of HSEC.

The total consideration given with respect to the acquisition of ADGI's 60% shares and 100% shares of ADF1 and ADF2 is P147,453,712. This is attributable to the continuing operations of the acquired businesses. It will not be deductible for tax purposes.

ADF1 and ADF2 have their own ancillary permits and contracts to support the expansion of the 25 MW ADGI solar power plant to 75MW.

On July 27, 2019, ADGI started the commercial operation of its solar power plant in Sitio Changco, Brgy. Bawing, General Santos City, South Cotabato with a capacity of 25MW.

Cash paid for the acquisitions

Cash paid for the acquisition of 60% of ADGI amounting to P20,559,425 is presented net of cash from acquired subsidiary of P50,000 for a net cash paid of P20,509,425 in the consolidated statement of cash flows for the year ended December 31, 2017. In 2018, the cash paid was subsequently adjusted by P20,161,428 due to adjustments in purchase price.

Cash paid for the acquisition of 100% of ADF1 and ADF2 amounting to P147,053,712 is presented net of cash from acquired subsidiaries in the consolidated statement of cash flows for the year ended December 31, 2018.

On May 29, 2019, ADGI has received the Certificate of Approval of Increase in Capital Stock from the SEC. The authorized capital stock was increased from P2,000,000 divided into 2,000,000 shares with a par value of P1 each to P600,000,000 divided into 600,000,000 shares with a par value of P1. Subsequently, HSEC, the parent company of ADGI subscribed to an additional 300,000,000 shares with a par value of P1 for a total of P300,000,000. HSEC has settled P92,000,000 from the subscribed amount through application of its advances of deposit for future subscription.

On December 3, 2019, Energy Regulatory Commission (ERC) granted the Certificate of Compliance (COC No. 19-12-M-00188M) to ADGI after having found to comply with all the requirements in the 2014 Revised COC Rules, the Philippine Grid Code, the Philippine Distribution Code, the Wholesale Electricity Spot Market (WESM) Rules and related laws, orders and regulations. The COC shall be valid for a period of five (5) years, from December 31, 2019 to December 2, 2024, and its application for renewal shall be filed at least six (6) months before its expiration date.

In 2020, ADGI commenced commercial operations for the entire year. On January 26, 2021, SOCOTECO II and ADGI filed an Application on ERC Case No. 2013-2017 RC seeking the Commission's approval of their Renewable Energy Supply Agreement (RESA) for issuance of final authority and collection for the supply of power based on the RESA as at December 31, 2020. In 2020, ADGI has submitted to the ERC all documents to support their claims. As at reporting date, ADGI is awaiting for final ruling from the ERC.

Critical accounting estimate

Impairment of goodwill

The Group's goodwill is carried at cost and is reviewed annually for impairment whenever events or changes in circumstances indicate that the carrying amount may not be recoverable. Changes in those assessment and judgment could have a significant effect on the carrying value of goodwill and the amount and timing of recorded provision for any period. Goodwill is monitored by the Group's management following its acquisition of ADGI, ADF1 and ADF2.

As at December 31, 2021, based on management's assessment and judgment, there is no indication of impairment of goodwill since the recoverable amount of the CGU is higher than the carrying value.

However, in 2022, the Group recognized an impairment loss on goodwill amounting to P154,207,159 as management has assessed that the amount may not be recoverable mainly due to adverse impact of higher interest to discount rate and volatility in electricity prices.

As at December 31, 2022 and 2021, the recoverable amount of ADGI's business was determined based on value in use calculation (using Level 3 inputs) using certain assumptions. The calculations made use of cash flow projections based on financial forecasts. The significant assumptions affecting the cash flow projections is limited to the pre-tax adjusted discount rate.

The cash flow forecasts reflect management's expectations of revenue growth, operating costs and margins based on past experience and outlook, consistent with internal measurements and monitoring.

Pre-tax adjusted discount rate applied to the cash flow forecasts is derived using the weighted average cost of capital as at December 31, 2022 and 2021. The pretax discount rate used amounted to 11% and 13% in 2022 and 2021, respectively.

Harbor Star East Asia (Myanmar) Limited (HSEAM)

On April 20, 2018, the Parent Company subscribed to 97% or equivalent to 48,500 shares of the 50,000 authorized shares of HSEAM and paid 50% of the subscription amounting to P1,354,522 which gave the Parent Company 100% controlling interest over HSEAM.

HSEAM was incorporated on February 6, 2018 in The Republic of the Union of Myanmar in accordance with Myanmar Companies Act under Registration and Permit no. 1054FC/2017-2018 (YGN) as a Private Company. HSEAM is engaged in providing consultancy and support services, underwater, marine and maritime related business in Myanmar. The period of the validity of permit is from February 6, 2018 to February 5, 2023.

Harbor Star East Asia (Thailand) Co. (HSEAT)

On September 20, 2019, the Parent Company subscribed to 29% or equivalent to 5,799 shares of the 100,000 authorized shares of Harbor Star East Asia (Thailand) Co. (HSEAT). The total subscribed amount of P49,651 is presented as part of investment in subsidiaries and associates (Note 5). The subscribed shares of 29% and a seat in the BOD gave the Parent Company controlling interest over HSEAT.

HSEAT was incorporated and registered with The Partnership and Company Registration Office of Bangkok Metropolis in Thailand on September 20, 2019. HSEAT is primarily engaged in providing transportation and warehousing in Thailand. Its registered address is 589/2 Central City Tower 1, 17th floor, Debaratana Road, Bangnaneua Subdistrict, Bangna District, Bangkok.

On February 2, 2021, the BOD has been informed that HSEAT would be closed due to continuing expenses with no operations. On April 23, 2021, the BOD has been informed that HSEAM would be suspending its operations while the HSEAT is complying with the requirements to permanently wind-up.

On November 11, 2021, HSEAT has completed the registration of its liquidation.

Other business updates

On August 16, 2018, the Parent Company subscribed to 31% (218,464 shares) of the 705,924 authorized shares of Hi-Energy Marine Services, Inc. (HEMSI) and paid 100% of the subscription amounting to P85,368,971. As a result, HEMSI became an associate.

HEMSI was incorporated and registered with the SEC on February 13, 2012 primarily to engage in towage, mooring, maritime commerce and navigation.

On January 29, 2020, the Maritime Industry Authority (MARINA) issued its first endorsement that it has no objection to the amendment of the Second Article of the Articles of Incorporation of TUGS authorizing it to engage in operation of maritime schools/ educational/training facilities. This is in line with the process of applying for an amendment on AOI with the SEC based on the BOD resolution issued last March 6, 2017. On July 7, 2020, the SEC approved the amendment of the AOI.

On September 8, 2020, the Parent Company has been accredited by the Philippine Contractors Accreditation Board (PCAB) for General Building and Engineering. The Parent Company is licensed to perform both private and public construction work which includes building, rehabilitating and repairing roads, piers, terminations and other infrastructure.

On March 17, 2021, the Parent Company has subscribed to 29,999,999 shares of Harbor Star Construction Corporation (HSCC) for a total amount of P29,999,997, which gave the Group 100% controlling interest over HSCC.

On April 23, 2021, the SEC approved the Certificate of Incorporation of Harbor Star Construction Corporation (HSCC). HSCC's primary purpose is to engage in the business of general building construction and other allied business including the constructing, developing, repairing, altering, enlarging, removing, restoring, designing, or otherwise engaging in any construction jobs of all description or works.

1.3 Consolidation

As at December 31, 2022 and 2021, the consolidated financial statements include the Parent Company and its Subsidiaries, namely, Harbor Star Subic Corp., Peak Flag SDN BHD; HSEC; HSEAM; HSCC; ADGI; ADF1 and ADF2, collectively referred to as the "Group".

The principal activities of the subsidiaries and associates are set out below.

	Relationship	% of interest held		Registered place of business/ Country of incorporation	Main activity
		2022	2021		
Harbor Star Subic Corp. (HSSC)	Subsidiary	100%	100%	Philippines	<p>HSSC was incorporated on September 17, 2015 and registered in the Philippines primarily to engage in marine-related ancillary services such as harbor assistance, towage, lighterage, oil spill response and underwater marine services.</p> <p>Its registered address, which is also its principal place of business, is located at Units 9 and 10, Alava Quay, Waterfront Road, Subic Bay Freeport Zone, Subic, Zambales.</p>
Harbor Star Energy Corporation (HSEC)	Subsidiary	100%	100%	Philippines	<p>HSEC was incorporated on May 11, 2017 and registered in the Philippines primarily to engage in the production and sale of renewable energy.</p> <p>Its registered address is at 2224 A. Bonifacio cor Pres. Osmeña Bangkal Makati, Metro Manila.</p>
Peak Flag SDN BHD (Peak Flag)	Subsidiary	45%	45%	Malaysia	<p>Peak Flag was incorporated and registered in Malaysia, primarily to carry on the business of providing tugboat harbor assist/ marine support services.</p> <p>Its registered address, which is also its principal place of business, is at Suite N-6-04, The Gamuda Biz Suites, No.12, Persiaran Anggerik Vanilla 31/99 Seksyen 31, Kota Kemuning 40460 Shah Alam, Selangor.</p>
Astronergy Development Gensan, Inc. (ADGI)	Subsidiary (indirect)	100%	100%	Philippines	<p>In 2018, HSEC completed full subscription to total share of ADGI, an entity engaged in power generation through renewable energy.</p> <p>Its registered address is at Unit 202 Midway Court Building, EDSA Mandaluyong, Metro Manila and principal place of business is at 2224 A. Bonifacio St. corner Pres. Sergio Osmeña Highway, Brgy. Bangkal, Makati City.</p>
Astronergy Development F1 Inc. (ADF1)	Subsidiary (indirect)	100%	100%	Philippines	<p>During 2018, HSEC acquired 100% ownership of Astronergy Development F1 Inc., an entity engaged in power generation through renewable energy (Note 1.2). ADF1 has not started commercial operations as at December 31, 2022.</p> <p>Its registered address, which is also its principal place of business, is at 2224 A. Bonifacio Street corner President Sergio Osmeña Highway, Bangkal, Makati City, Philippines.</p>
Astronergy Development F2 Inc. (ADF2)	Subsidiary (indirect)	100%	100%	Philippines	<p>During 2018, HSEC acquired 100% ownership of Astronergy Development F2 Inc., an entity engaged in power generation through renewable energy (Note 1.2). ADF2 has not started commercial operations as at December 31, 2022.</p> <p>Its registered address, which is also its principal place of business, is at 2224 A. Bonifacio Street corner President Sergio Osmeña Highway, Bangkal, Makati City, Philippines.</p>

	Relationship	% of interest held		Registered place of business/ Country of incorporation	Main activity
		2022	2021		
Harbor Star East Asia (Myanmar) Limited (HSEAM)	Subsidiary	100%	100%	Myanmar	<p>During 2018, HSSSI acquired 97% ownership of HSEAM, an entity providing consultancy and support services including underwater, marine and maritime related business.</p> <p>Its registered address, which is also its principal place of business, is at No. Level 8 A, Union Financial Center, Corner of Mahabandoola and Thein Phyu Road, Botahtaung Township, Yangon.</p>
Hi-Energy Marine Services, Inc. (HEMSI)	Associate	31%	31%	Philippines	<p>During 2018, HSSSI acquired 31% ownership of HEMSI, an entity engaged in towage, mooring, maritime commerce and navigation.</p> <p>Its registered address, which is also its principal place of business, is at Rm. 306, Velco Center cor. Senior Oca and Delgado Sts., South Port Area, Manila.</p>
Great Eastern Tug Corporation (GETC)	Associate	20%	20%	Philippines	<p>GETC was incorporated and registered with the Philippine SEC on September 9, 2002, primarily to own, charter in/out, operate and manage tugboats or domestic services.</p> <p>Its registered address, which is also its principal place of business, is located at 11F Marc 2000 Tower, 1973 Taft Avenue, Malate, Manila.</p>

Critical accounting judgment

Determining control over investments with ownership of less than half of the entity's total equity

The Parent Company follows the guidance of Philippine Financial Reporting Standards (PFRS) 10, "Consolidated Financial Statements" in determining if control exists for investments with ownership of less than half of its total equity. In making this judgment, the Parent Company considers the power over more than half of the voting rights by virtue of an agreement with other investors, power to govern the financial and operating policies of the entity under a statute or an agreement, power to appoint or remove the majority of the members of the Board of Directors (BOD), or power to cast the majority of votes at meetings of the BOD.

Having a significant influence based on the percentage ownership, the Parent Company initially considered Peak Flag as associate. However, effective January 1, 2014, the Parent Company has gained control over the key economic decisions and policies affecting Peak Flag under the duly signed amended shareholders' agreement including majority board representation. Consequently, based on management's judgment and continuous assessment of the Parent Company, Peak Flag is considered a subsidiary as at December 31, 2022 and 2021.

Assessment of control over subscribed shares of HSEAT is disclosed in Note 1.2.

Non-controlling interest

Set out below are the summarized financial information of Peak Flag, a subsidiary, that has non-controlling interests to the Group. The amounts disclosed are before intercompany eliminations.

	2022	2021
Total current assets	226,863,589	256,726,874
Total non-current assets	172,733,247	111,618,485
Total current liabilities	337,765,250	306,191,654
Total non-current liabilities	9,682,008	27,232,670
Equity	52,149,578	34,921,035
Total revenue	97,361,867	97,921,562
Total expenses	(81,995,324)	(82,254,181)
Total income for the year	15,366,543	15,667,381
Total comprehensive income for the year	15,366,543	15,667,381
Net cash provided by operating activities	35,442,160	40,217,499
Net cash provided by financing activities	34,704,057	34,355,467

1.4 Approval of the consolidated financial statements

The consolidated financial statements of the Group were approved and authorized for issue by the Parent Company's BOD on April 13, 2023. There were no events during the intervening period between BOD approval and audit report date that will impact the consolidated financial statements.

Note 2 - Cash and cash equivalents

Cash and cash equivalents as at December 31 consist of:

	2022	2021
Cash on hand	2,114,456	2,077,635
Cash in banks	163,998,637	134,147,389
Cash equivalents	100,350,428	127,738,481
	266,463,521	263,963,505

Interest income earned from cash in banks and cash equivalents for the year ended December 31, 2022 amounted to P678,233 (2021 - P108,971; 2020 - P404,660) (Note 19).

The carrying values of cash and cash equivalents represent maximum exposure to credit risk other than cash on hand. While cash and cash equivalents are also subject to the impairment of Philippine Financial Reporting Standards (PFRS) 9, the identified impairment loss is immaterial.

Note 3 - Trade and other receivables, net

Trade and other receivables, net as at December 31 consist of:

	2022	2021
Trade receivables	1,438,429,369	1,065,929,590
Allowance for impairment of trade receivables	(371,546,215)	(259,514,939)
	1,066,883,154	806,414,651
Advances to officers, employees and others	207,348,389	174,587,028
Allowance for impairment of advances to employees and others	(26,517,886)	(26,517,886)
	180,830,503	148,069,142
Others	758,741	4,054,334
	1,248,472,398	958,538,127

Trade receivables are amounts due from customers for rendering harbor assistance and other marine services and solar energy fee in the ordinary course of the business with an average credit term of 30 to 60 days.

Advances to employees represent outstanding balances with existing employees and regular collections are made through liquidation and salary deduction.

As at December 31, 2022, advances to officers representing key management personnel amounted to P37,693,037 (2021 - P31,854,445) (Note 21).

The carrying value of trade and other receivables as at December 31, 2022 and 2021 approximates its fair value as at reporting date.

Allowance for impairment

The Group applies PFRS 9 simplified approach in measuring expected credit losses (ECL) which uses a lifetime expected loss allowance for all trade receivables.

To measure the ECL, trade receivables have been grouped based on shared credit risk characteristics and the days past due. The expected loss rates are based on the payment profiles of service fees over a period of 36 to 60 months before January 1, 2022 and 2021 and the corresponding historical credit losses experienced within this period. The historical loss rates are adjusted to reflect current and forward-looking information on macroeconomic factors affecting the ability of the customers to settle the receivables. The Group has identified the inflation rate in the Philippines to be the most relevant factor, and accordingly adjusts the historical loss rates based on expected changes in such rates.

For advances to officers and others and other receivables, the Group applies a general approach in calculating expected credit losses. The Group recognizes a loss allowance based on either 12-month expected credit losses or lifetime expected credit losses, depending on whether there has been a significant increase in credit risk on these financial assets since initial recognition.

Movements in the provision for impairment of trade and other receivables for the years ended December 31 are as follows:

	Note	2022	2021
As at January 1		286,032,825	192,891,099
Provision for impairment of trade and other receivables	3	111,382,619	99,389,922
Recovery		-	(6,500,000)
Cumulative translation adjustment	27.23	648,657	251,804
As at December 31		398,064,101	286,032,825

For the year ended December 31, 2022, a net provision for impairment of trade and other receivables amounting to P111,382,619 (2021 - P99,389,922; 2020 - P98,417,856) was charged to net impairment losses on financial assets in the statements of total comprehensive income, as a result of management's assessment of collectability. Of this amount, provision pertaining to advances to inactive employees amounted to nil in 2022 (2021 - P2,892,049; 2020 - P2,397,884).

In 2020, the Group wrote off previously provided uncollectible advances to officers, employees and others amounting to P10,036,539. There were no write-offs in 2022 and 2021.

In 2020, the Group had directly written off trade receivables amounting to P6,825,051 based on the management's assessment of collectability. This was charged to general and administrative expenses in the statements of total comprehensive income (Note 17). There were no direct write-offs in 2022 and 2021.

The Group recognized a recovery of previously provided impaired trade receivables amounting to P6,500,000 in 2021 (2022 and 2020 - nil).

Critical accounting estimates and assumptions*Recoverability of trade and other receivables*

The allowance for impairment related to the Group's trade and other receivables is based on assumptions about risk of default and expected loss rates. The Group uses estimates in making these assumptions and selecting the inputs to the impairment calculation, based on the Group's past history, existing market conditions as well as forward looking estimates at the end of each reporting period. Details of the key assumptions and inputs used are discussed above.

Estimates and assumptions related to provision for impairment of receivables are continually evaluated based on historical experiences and other factors, including expectations of future events that may have a financial impact on the Group and that are believed to be reasonable under the circumstances.

Note 4 - Prepayments and other current assets

Prepayments and other current assets as at December 31 consist of:

	Notes	2022	2021
Construction advances		149,168,309	149,233,639
Allowance for construction advances		(24,521,086)	(24,521,086)
Construction advances, net		124,647,223	124,712,553
Input value-added tax (VAT)		56,456,154	28,006,985
Allowance for impairment of input VAT	17	(627,879)	(376,239)
Input VAT, net	10	55,828,275	27,630,746
Prepayments		120,292,881	108,758,683
Advances to suppliers		48,465,803	40,863,926
Refundable deposits	22	6,499,238	3,959,971
Others		-	495,720
		355,733,420	306,421,599

Construction advances pertain to advances to suppliers, contractors and employees related to construction projects subject to liquidation.

Allowance for construction advances pertain to impaired portion of incomplete projects charged to other losses, net (Note 19). There were no additional provisions recognized during 2022 and 2021.

Prepayments consist of mainly unexpired hull and machinery insurance, motor car insurance, life and health insurance, and fuel which are expected to be utilized for a period of less than a year.

Advances to suppliers consist of advance payments on services to be performed within 12 months.

The movement in allowance for impairment of input VAT for the years ended December 31 follows:

	Note	2022	2021
As at January 1		376,239	-
Provision for impairment	17	251,640	376,239
As at December 31		627,879	376,239

Note 5 - Investments in associates

Investments in associates as at December 31 consist of:

	2022	2021
GETC	16,976,429	15,950,725
HEMSI	177,217,167	191,326,821
	194,193,596	207,277,546

The movement of investments in associates for the years ended December 31 are as follows:

	2022	2021	2020
Beginning of year	207,277,546	198,030,532	116,498,458
Share in net profit (loss)	(4,546,498)	20,278,057	82,309,037
Dividends	(8,537,452)	(11,031,043)	(776,963)
End of year	194,193,596	207,277,546	198,030,532

*Share in net profit include share in prior year adjustment to equity

(a) GETC

The movements of investment in GETC for the years ended December 31 are as follows:

	2022	2021	2020
Beginning of year	15,950,725	15,242,514	14,965,723
Share in net profit	1,025,704	708,211	276,791
End of year	16,976,429	15,950,725	15,242,514

*Share in net profit include share in prior year adjustment to equity

Set out below is the summarized financial information of GETC as at December 31:

	2022	2021	2020
Total current assets	14,781,369	11,217,254	34,508,667
Total non-current assets	90,812,853	102,695,301	41,879,265
Total current liabilities	6,412,087	14,658,943	175,361
Total non-current liabilities	14,299,989	19,499,985	-
Net assets or equity	84,882,146	79,753,627	76,212,571
Total revenue	23,842,857	16,711,607	11,375,000
Total profit for the year	5,122,019	3,625,017	1,246,456
Total comprehensive income	5,122,019	3,625,017	1,246,456

	2022	2021	2020
Net assets, January 1	79,753,627	76,212,571	74,828,616
Profit for the year	5,122,019	3,625,017	1,246,456
Adjustment to equity	6,500	(83,961)	137,499
Net assets, December 31	84,882,146	79,753,627	76,212,571
Group's share in %	20%	20%	20%
Group's share in net assets	16,976,429	15,950,725	15,242,514

(b) *HEMSI*

The movements of investment in HEMSI for the years ended December 31 are as follows:

	2022	2021	2020
Beginning of year	191,326,821	182,788,018	101,532,735
Share in net profit (loss)	(5,572,202)	19,569,846	82,032,246
Dividends received	(8,537,452)	(11,031,043)	(776,963)
End of year	177,217,167	191,326,821	182,788,018

*Share in net profit include share in prior year adjustment to equity

On May 4, 2022 and December 14, 2022, the Parent Company received dividend income from HEMSI amounting to P3,347,657 and P5,189,795, respectively (2021 - P11,031,043; 2020 - P776,963).

Set out below is the summarized financial information of HEMSI as at December 31:

	2022	2021	2020
Total current assets	281,917,001	335,464,245	375,000,219
Total non-current assets	206,014,911	210,945,316	176,188,530
Total current liabilities	75,521,062	83,817,047	72,858,602
Total non-current liabilities	-	4,666,651	47,918,811
Net assets or equity	412,410,850	457,925,863	430,411,336
Total revenue	365,305,885	305,200,713	693,132,647
Total profit for the year	26,319,466	24,148,331	292,320,115
Total comprehensive income	26,319,466	24,148,331	292,320,115

	2022	2021	2020
Net assets, January 1	457,925,863	430,411,336	147,092,298
Profit for the year	26,319,466	24,148,331	292,350,115
Dividends declared	(27,540,167)	(35,584,010)	(2,506,332)
Adjustment to equity	(44,294,312)	38,950,206	(6,554,748)
Net assets, December 31	412,410,850	457,925,863	430,411,336
Group's share in %	31%	31%	31%
Group's share in net assets	127,847,362	141,957,016	133,427,514
Goodwill	49,369,805	49,369,805	49,369,805
Carrying amount	177,217,167	191,326,821	182,797,319

The shares of GETC and HEMSI are unquoted.

Critical accounting judgment*Impairment of investments in associates*

The Group's investments in associates are carried using equity method. The carrying value is reviewed and assessed for impairment whenever events or changes in circumstances indicate that the carrying amount may not be recoverable. Changes in those management assessment and judgment could have a significant effect on the carrying value of investments in associates and the amount and timing of recorded provision for any period.

As at December 31, 2022 and 2021, based on management's assessment and judgment, there are no indications of impairment or changes in circumstances indicating that the carrying value of its investment in associates may not be recoverable.

Note 6 - Property and equipment at revalued amounts, net

Details of property and equipment carried at revalued amounts as at December 31 and the movements in the account for the years then ended are as follows:

	Notes	2022	2021
As at January 1			
Revalued amount		8,242,085,705	6,784,376,833
Accumulated depreciation		(6,579,211,337)	(5,348,910,539)
Net carrying amount		1,662,874,368	1,435,466,294
Year ended December 31			
Opening net carrying amount		1,662,874,368	1,435,466,294
Additions		151,120,806	145,693,766
Disposal			
Cost		(69,054,624)	-
Accumulated depreciation		59,915,891	-
Reclassification	7	-	(6,555,657)
Depreciation	16	(219,535,704)	(208,584,173)
Revaluation increments			
Cost		7,980,053,506	1,318,570,762
Accumulated depreciation		(7,299,535,338)	(1,021,716,624)
Impairment loss	16	(81,286,247)	-
Closing net carrying amount		2,184,552,658	1,662,874,369
At December 31			
Revalued amount		16,304,205,394	8,242,085,705
Accumulated depreciation		(14,119,652,735)	(6,579,211,337)
Net carrying amount		2,184,552,659	1,662,874,368

The net book value of the tugboats, had the assets been carried at cost and not at revalued amount as at December 31 would have been as follows:

	Note	2022	2021
As at January 1			
Cost		2,760,674,323	2,621,536,215
Accumulated depreciation		(1,480,124,504)	(1,287,361,027)
Net carrying amount		1,280,549,819	1,334,175,188
Year ended December 31			
Opening net carrying amount		1,280,549,819	1,334,175,188
Additions		151,120,806	145,693,766
Reclassification	7	-	(6,555,656)
Disposals			
Cost		(59,915,891)	-
Accumulated depreciation		59,915,891	-
Depreciation		(179,914,905)	(192,763,477)
Impairment loss	16	(81,286,247)	-
Closing net carrying amount		1,170,469,473	1,280,549,821
At December 31			
Cost		2,851,879,238	2,760,674,325
Accumulated depreciation		(1,681,409,765)	(1,480,124,504)
Net carrying amount		1,170,469,473	1,280,549,821

The movements of revaluation increment for the years ended December 31 are as follows:

	2022	2021
Beginning of year, net of tax	286,743,411	70,903,774
Revaluation		
Revaluation increment during the year	680,518,168	296,854,138
Deferred tax in OCI at 25%	(163,512,421)	(74,213,534)
Deferred tax in OCI at 5%	(1,323,424)	-
Effect of change in tax rates	-	5,064,555
Revaluation increment of tugboats, net of tax	515,682,323	227,705,159
Amortization		
Amortization of revaluation increment through depreciation	(39,620,799)	(15,820,696)
Amortization of revaluation increment through asset disposal	(9,138,733)	-
Deferred tax in profit and loss at 25%	12,189,885	3,955,174
Amortization of revaluation, net of tax	(36,569,647)	(11,865,522)
End of year, net of tax	765,856,087	286,743,411

There was no revaluation increment in 2020. Amortization of revaluation increment, net of tax in 2020 amounted to P9,249,388.

Depreciation and amortization for the years ended December 31 charged through profit or loss consists of:

	Notes	2022	2021
Cost of services	16	219,535,704	191,216,830
Other expense	19	-	17,367,343
		219,535,704	208,584,173

As at December 31, 2022, certain tugboats with a net carrying value of P1,308,311,815 (2021 - P181,677,181) were valued at P1,907,543,736 (2021 - P478,531,319) by an accredited independent appraiser. The tugboats were revalued based on cost approach due to the specialized nature of the properties. The fair value hierarchy of these assets is Level 2. Certain tugboats were used as collateral to secure the loans obtained from various banks (Note 12). As at December 31, 2022, the Group's tugboats used as collaterals have a net carrying amount of P1,620,091,205 (2021 - P1,355,747,872).

In 2022, the Group sold a tugboat with a carrying value of P9,138,733 for a total consideration of P4,464,286 resulting in a loss amounting to P4,674,447 (Note 19). The total consideration was received in cash during the 2022. No tugboat was disposed of in 2021. In 2020, the Group sold a tugboat with a carrying value of P6,238,407 for a total consideration of P10,000,000 resulting in a gain amounting to P3,761,593 (Note 19). The total consideration was received in cash during 2020.

In 2021, the Parent Company reclassified net carrying cost amounting to P6,555,657 to barges under property and equipment at cost (Note 7). This was considered a non-cash transaction in the statement of cash flows. No reclassification was made in 2022.

As at December 31, 2022, the Parent Company's unpaid acquisitions of property and equipment amounted to P23,537,295 (2021 - P23,937,398), which is considered as non-cash investing activity.

Critical accounting estimates and assumptions

(a) Useful lives of property and equipment at revalued amounts

The Group's management determines the estimated useful lives for its property and equipment at revalued amounts based on the period over which the assets are expected to be available for use. The Parent Company annually reviews the estimated useful lives of property and equipment based on factors that include asset utilization, internal technical evaluation, technological changes, environmental and anticipated use of assets tempered by related industry benchmark information. It is possible that future results of operations could be materially affected by changes in these estimates brought about by changes in factors mentioned.

If the actual useful lives of the property and equipment differ by +/- 10% from management's estimates, the carrying amount of property and equipment at revalued amount, net as at December 31, 2022 would have been P49,369,415 higher or P60,340,396 lower (2021 - P23,004,235 higher or P28,116,288 lower). The range used was based on the management's assessment where potential impact to operations might occur.

(b) Revaluation of tugboats

The Group carries its tugboats at appraised value, with changes in fair value being recognized directly in equity under revaluation surplus. The Group reviews the fair value of its tugboats periodically every 3 to 5 years.

The Group considers that it is impracticable to disclose with sufficient reliability the possible effects of sensitivities surrounding the estimates on recent market transactions on arm's length terms at the end of each reporting period. However, it is reasonably possible, on the basis of existing knowledge, that changes in estimates would impact the recorded cost of services and property and equipment at a revalued amount.

The Group engaged an independent valuation specialists in determining the fair value of some of its tugboats as at December 31, 2022 and 2021. Management deems that the revalued amounts of tugboats not subjected to the independent appraisal in 2022 and 2021 still approximate the fair value as at reporting dates with these only recently acquired at substantially comparable prices.

The fair value of the tugboats is within Level 2 hierarchy. The fair value of tugboats was determined using cost approach. Under the cost approach, an estimate was made of the current cost of reproduction and/or replacement of the property in accordance with prevailing market prices for materials, equipment and labor, among others. Prices were derived from available dealers and manufacturers. If certain materials are of foreign origin, pricing process considered import costs including freight and handling. Adjustments are then made to reflect depreciation resulting from physical deterioration plus any functional and economic obsolescence taking into account age and condition.

Note 7 - Property, plant and equipment at cost, net

Details of property, plant and equipment as at December 31 and the movements in the account for the years then ended are as follows:

	Land	Barges	Plant, building and improvements	Transportation equipment	Diving and oil spill, and other equipment	Furniture, fixtures and leasehold improvements	Construction equipment	Construction-in-progress	Total
At January 1, 2021									
Cost	39,556,011	698,312,830	2,015,978,195	69,056,357	337,500,680	6,516,423	16,490,640	18,144,120	3,201,555,256
Accumulated depreciation	-	(425,697,720)	(179,400,171)	(53,379,255)	(190,021,475)	(5,591,093)	(10,178,076)	-	(864,287,790)
Cumulative translation adjustments	-	-	-	-	(5,600,043)	278,548	-	-	(5,321,495)
Net carrying amount	39,556,011	272,615,110	1,836,578,024	15,677,102	141,879,162	1,203,878	6,312,564	18,144,120	2,331,965,971
Opening net carrying amount	39,556,011	272,615,110	1,836,578,024	15,677,102	141,879,162	1,203,878	6,312,564	18,144,120	2,331,965,971
Additions	-	100,482,908	-	1,409,294	20,880,576	357,114	166,773	-	123,296,665
Disposal	-	(135,661,358)	-	(1,578,690)	-	-	-	-	(137,240,048)
Cost	-	120,097,852	-	1,459,509	-	-	-	-	121,557,361
Reclassification	-	6,555,656	-	-	-	(723,406)	(3,803,571)	-	2,752,085
Depreciation	-	(79,058,434)	(96,763,131)	(8,423,808)	(33,269,327)	5,230	(2,356,016)	-	(220,594,122)
Transition adjustments	-	-	-	-	2,720,246	-	-	-	2,725,476
Closing net carrying amount	39,556,011	285,031,734	1,739,814,893	8,543,407	132,210,657	842,816	319,750	18,144,120	2,224,463,388
At December 31, 2021									
Cost	39,556,011	667,988,051	2,015,978,195	68,886,961	358,381,256	6,873,537	12,853,842	18,144,120	3,188,661,973
Accumulated depreciation	-	(382,956,317)	(276,163,302)	(60,343,554)	(223,290,812)	(6,314,499)	(12,534,092)	-	(961,602,576)
Cumulative translation adjustments	-	-	-	-	(2,879,787)	283,778	-	-	(2,596,009)
Net carrying amount	39,556,011	285,031,734	1,739,814,893	8,543,407	132,210,657	842,816	319,750	18,144,120	2,224,463,388
Year ended December 31, 2021									
Opening net carrying amount	39,556,011	285,031,734	1,739,814,893	8,543,407	132,210,657	842,816	319,750	18,144,120	2,224,463,388
Additions	-	63,045,066	5,422,589	12,294,642	114,348,455	417,737	9,250,928	4,863,483	209,642,900
Disposal	-	(116,370,065)	-	(5,652,959)	(29,861)	-	-	-	(122,052,885)
Cost	-	63,257,169	-	5,652,959	-	24,652	-	-	68,934,780
Reclassification	-	(82,905,551)	(1,034,643)	1,034,643	-	(549,478)	(935,486)	-	(216,791,602)
Depreciation	-	-	(96,527,566)	(7,890,729)	(27,982,792)	4,557	-	-	6,283,468
Transition adjustments	-	-	-	-	6,278,911	-	-	-	-
Closing net carrying amount	39,556,011	212,058,353	1,647,675,273	13,981,963	224,850,022	715,632	8,635,192	23,007,603	2,170,480,049
At December 31, 2022									
Cost	39,556,011	614,663,052	2,020,366,141	76,563,287	472,699,850	7,291,274	22,104,770	23,007,603	3,276,251,988
Accumulated depreciation	-	(402,604,699)	(372,690,868)	(62,581,324)	(251,248,942)	(6,863,977)	(13,469,578)	-	(1,109,459,388)
Cumulative translation adjustments	-	-	-	-	3,389,114	288,335	-	-	3,687,449
Net carrying amount	39,556,011	212,058,353	1,647,675,273	13,981,963	224,850,022	715,632	8,635,192	23,007,603	2,170,480,049

As at December 31, 2022, the Group's unpaid acquisition of property, plant and equipment amounted to P27,495,921 (2021 - P72,996,759), which is considered a non-cash activity (Note 6).

As at December 31, 2022, plant, building and improvements include capitalized costs on solar power plant with a carrying value amounting to P1.60 billion (2021 - P1.69 billion).

Depreciation for the years ended December 31 charged to profit or loss consists of:

	Notes	2022	2021	2020
Cost of services	16	197,326,172	176,030,302	204,530,997
General and administrative expenses	17	19,465,430	20,330,020	19,050,321
Other income (loss), net	19	-	24,233,800	4,784,211
		216,791,602	220,594,122	228,365,529

Construction-in-progress as at December 31, 2022 and 2021 mainly comprise of condominium property and warehouse being prepared for its intended use.

The net carrying value of transportation equipment and barges used as collateral to secure loans from various banks (Note 12) amounted to P13.78 million and P190.25 million, respectively as at December 31, 2022 (2021 - P6.9 million and P207.6 million).

In 2022, the Group sold barges and equipment with a net carrying value of P53,118,105 (2021 - P15,682,687) for a total consideration of P15,174,056 (2021 - P10,578,000 ; 2020 - P1,037,179) resulting in a total loss on disposal amounting to P37,944,049 (2021 - P5,104,687 loss ; P1,010,224 gain). The total consideration was received in cash in 2022 and 2021.

In 2021, the Group reclassified the cost of construction equipment under lease amounting to P3,803,571 to right-of-use asset (Note 8). This was considered a non-cash transaction in the statement of cash flows. There were no reclassifications made during 2022.

Critical accounting estimates

Useful lives of property, plant and equipment at cost

The Group's management determines the estimated useful lives for its property, plant and equipment at cost based on the period over which the assets are expected to be available for use. The Group annually reviews the estimated useful lives of property, plant and equipment based on factors that include asset utilization, internal technical evaluation, technological changes, environmental and anticipated use of assets tempered by related industry benchmark information. It is possible that future results of operations could be materially affected by changes in these estimates brought about by changes in factors mentioned.

If the actual useful lives of the property and equipment differ by +/- 10% from management's estimates, the carrying amount of property and equipment at cost, net as at December 31, 2022 would have been P8,451,346 higher or P P10,329,423 lower (2021 - P7,473,547 higher or P9,134,335 lower). The range used was based on the management's assessment where potential impact to operations might occur.

Critical accounting judgment

(a) Impairment of property, plant and equipment

The Group's property, plant and equipment, except for tugboats, is carried at cost. The carrying value is reviewed and assessed for impairment whenever events or changes in circumstances indicate that the carrying amount may not be recoverable. Changes in those assessment and judgment could have a significant effect on the carrying value of property, plant and equipment and the amount and timing of recorded provision for any period.

As at December 31, 2022 and 2021, based on management's assessment and judgment, there are no indications of impairment or changes in circumstances indicating that the carrying value of their property, plant and equipment may not be recoverable.

(b) Decommissioning cost

As at reporting date, ADGI is still discussing with lessor and confirming its contractual obligation to dismantle facilities upon termination of its lease agreement. Hence, management has assessed any obligation to be less likely as at reporting date.

Note 8 - Computer software, net

The details of computer software, net as at December 31 and the movements in the account for the years then ended:

Year ended December 31, 2021	
Opening net carrying amount	23,576,028
Additions	3,100,809
Amortization (Note 17)	(7,259,577)
Closing net carrying amount	19,417,260
At December 31, 2021	
Cost	36,697,986
Accumulated amortization	(17,280,726)
Net carrying value	19,417,260
Year ended December 31, 2022	
Opening net carrying amount	19,417,260
Additions	1,277,727
Amortization (Note 17)	(8,451,037)
Closing net carrying amount	12,243,950
At December 31, 2022	
Cost	37,975,713
Accumulated amortization	(25,731,763)
Net carrying value	12,243,950

Management assessed that there are no indicators that computer software is impaired as at December 31, 2022 and 2021.

Note 9 - Investment properties

As at December 31, the Group's investment properties consist of parcels of land in various locations, which are held for capital appreciation.

The movement in investment properties for the years ended December 31 are as follows:

	2022	2021
As at January 1	52,193,905	48,540,371
Additions	1,810,714	3,653,534
As at December 31	54,004,619	52,193,905

The estimated fair value of the investment properties as at December 31, 2022 and 2021 amounted to P456.6 million and P434.5 million, respectively, based on the recent selling price per square meter.

Direct operating expenses amounting to P1.6 million (2021 - P1.9 million and 2020 - P2.0 million), pertaining to the payment for revocable permit application and professional fee of Lemery property, were incurred for the year ended December 31, 2022. There was no income earned related to the investment properties for the years ended December 31, 2022 and 2021.

Critical accounting judgment

The carrying value of the Group's investment properties is reviewed and assessed for impairment whenever events or changes in circumstances indicate that the carrying amount may not be recoverable. Changes in those assessment and judgment could have a significant effect on the carrying value of investment properties and the amount and timing of recorded provision for any period.

As at December 31, 2022 and 2021, based on management's assessment and judgment, there are no indications of impairment or changes in circumstances indicating that the carrying value of its investment properties may not be recoverable.

Note 10 - Other non-current assets, net

Other non-current assets as at December 31 consist of:

	Note	2022	2021
Input VAT, net of output VAT		332,068,750	311,908,667
Allowance for impairment of input VAT		(75,799,089)	(67,891,945)
Input VAT, net		256,269,661	244,016,722
Leasehold rights, net		35,400,839	37,022,306
Performance bond		829,087	9
Financial asset at fair value through other comprehensive income (FVOCI)		810,000	1,816,198
Lease guarantee deposit	22	55,000	55,000
Refundable deposits		50,400	50,400
		293,414,987	282,960,635

The movement in allowance for impairment of input VAT for the years ended December 31 follows:

	Note	2022	2021
As at January 1		67,891,945	59,984,802
Provision for impairment	17	7,907,144	7,907,143
As at December 31		75,799,089	67,891,945

The Group's leasehold rights pertain to the following:

- (a) The Parent Company has existing leasehold rights for a piece of land in San Vicente, Palawan for 25 years.

The movements in leasehold rights for the years ended December 31 are as follows:

	Note	2022	2021
Cost			
As at January 1 and December 31		20,598,235	20,598,235
Accumulated amortization			
As at January 1		(2,309,787)	(1,539,858)
Amortization	17	(769,929)	(769,929)
As at December 31		(3,079,716)	(2,309,787)
Net book value		17,518,519	18,288,448

(b) ADF1 and ADF2 have existing rights over a property in General Santos City for 25 years.

The movements in leasehold rights for the years ended December 31 are as follows:

	Note	2022	2021
Cost			
As at January 1 and December 31		21,288,472	21,288,472
Accumulated amortization			
As at January 1		(2,554,614)	(1,703,076)
Amortization	17	(851,538)	(851,538)
As at December 31		(3,406,152)	(2,554,614)
Net book value		17,882,320	18,733,858

Performance bond is a security required by the contracting party to ensure completion of performance of obligation in the event that the performing party cannot fulfill its obligations, as set forth in the circular no DOE DC 2009-07-0011 Sec 16 Obligations of a Developer.

Critical accounting judgment

Allowance for impairment of input VAT is maintained at a level considered adequate to provide for potentially unrecoverable tax claims from excess input VAT. An evaluation of the recoverability of the excess input VAT, designed to identify potential charges to the provision, is performed on a continuous basis throughout the period. Management uses judgment based on the best available facts and circumstances, including but not limited to the evaluation of its future utilization based on long-term forecasts, in determining provision for impairment of input VAT. A change in the provision would impact the Group's recorded carrying value of input VAT and provision for impairment.

Further, based on management assessment, out of the total carrying amount of input VAT as at December 31, 2022, P55,828,275 presented under "Prepayments and other current assets" in the statement of financial position (2021 - P27,630,746) (Note 4), will be realized in the next twelve (12) months after reporting date. The remaining balance amounting to P256,269,661 presented under "Other non-current assets" will be realizable beyond twelve (12) months after the reporting date (2021 - P244,016,722).

Management believes that the net carrying amount of input VAT is recoverable based on the long-term business plans of the Group.

Note 11 - Trade and other payables

Trade and other payables as at December 31 consist of:

	Notes	2022	2021
Current			
Trade payables		399,957,678	333,362,461
Accrued expenses			-
Interest	12	246,762,812	117,218,301
Tug assistance		45,469,757	39,726,705
Fuel		39,743,982	27,499,961
Construction costs		31,124,462	34,606,805
Marketing		7,190,823	8,119,863
Others		53,139,686	25,504,151
Advances from officers and employees	21	45,989,684	12,624,281
Unearned income		11,772,473	10,957,608
Payable to government agencies		7,478,415	5,125,573
Provisions		-	15,765,084
Others		8,194,960	8,270,723
		896,824,732	638,781,516
Non-current			
Trade payable		7,112,842	15,248,351

Trade payables are generally non-interest-bearing and are settled in thirty (30) to ninety (90) days' term.

In 2019, the Group entered into a purchase agreement with a foreign supplier for the purchase of tugboat to be settled in twenty-four (24) monthly installment payments bearing an interest rate of 2.87%. In 2020, the terms of purchase agreement were modified by extending the monthly installments to thirty-six (36) months bearing an interest rate of 5.30%. The modification did not result to any gain or loss. This was fully settled by the Group in 2022.

In 2021, the Group entered into another purchase agreement with a foreign supplier for the purchase of tugboat with an upfront payment of 50% and the remaining balance to be settled in 36 monthly installment payment bearing an interest rate of 5.25% per annum.

In 2022, total interest expense charged to total comprehensive income amounted to P5,505,368 (2021 - P1,088,448; 2020 - P2,875,255).

Accrued expenses are obligations on the basis of normal credit terms and do not bear interest. These pertain to accruals made for professional fees, and delivered goods and services not yet billed by suppliers as of reporting period. Accruals are made based on prior month's billings and/or contracts and are normally settled within twelve (12) months from the reporting period. Other accrued expenses are mainly composed of outstanding payable to insurance companies and unliquidated business expenses which are expected to be settled in the subsequent year.

Accrued construction costs pertain to unliquidated expenses of employees in relation to the construction projects of the Group.

The Group has outstanding advances from officers amounting to P44,265,235 in 2022 (2021 - P10,889,831) (Note 21), which is part of advances from officers and employees.

Unearned income pertains to advance collection from customers. Unearned income amounting to P8,798,494 and P7,188,709 as at January 1, 2022 and 2021, was recognized as service income in 2022 and 2021, respectively.

Payable to government agencies mainly refers to outstanding withholding taxes and other employee-related statutory contributions that were subsequently paid and remitted by the Group.

Provisions pertain to estimated assessments from regulatory agencies to which respective regulatory bodies have not rendered any final decision as at reporting date. Notwithstanding, the Group's management, with the assistance of third-party counsels, has determined certain loss positions that warranted corresponding provisions. These were recognized based on existing conditions and available information as at reporting date. Accordingly, annual evaluation is conducted by management to identify possible changes in circumstances that would equally require adjustment in its estimates.

Movement in provisions for the years ended December 31 are as follows:

	Note	2022	2021
As at January 1		15,765,084	3,670,726
Provisions	17	-	12,094,358
Utilization		(15,765,084)	-
As at December 31		-	15,765,084

Note 12 - Short-term loans and borrowings

Details of short-term loans and borrowings as at December 31 are as follows:

	2022	2021
Current		
Short-term loans	22,728,600	522,271,500
Current portion of long-term borrowings	281,282,804	259,267,337
Non-current		
Long-term borrowings	3,509,329,021	3,311,898,604
	3,813,340,425	4,093,437,441

Details and movements in the financial liabilities related to borrowings as at and for the years ended December 31 are as follows:

	2022	2021
As at January 1	3,688,384,236	3,698,009,947
Proceeds from new borrowings	9,211,669	50,737,392
Interest expense	281,522,357	266,877,097
Principal payments	(317,673,358)	(202,284,939)
Interest payments	(158,852,647)	(169,737,728)
Reclassification from short-term loans	498,000,000	-
Loss on debt restructuring	31,646,568	45,047,143
Total	4,032,238,825	3,688,648,912
Unrealized foreign exchange loss	1,506,721	(264,670)
As at December 31	4,033,745,546	3,688,384,242
Borrowings	3,790,611,825	3,571,165,941
Accrued interest	243,133,721	117,218,301
	4,033,745,546	3,688,384,242

The fair value of long-term borrowings approximates its carrying value as at December 31, 2022 and 2021.

Parent Company

On September 13, 2021, the Parent Company entered into a loan agreement with one of its directors and shareholders, for a principal of JPY 55,000,000 or P24,271,500 for use as upfront fee for the purchase of a tugboat. The loan bears an interest rate of 8.50% per annum and is payable quarterly starting December 13, 2021. The principal amount of the loan is paid on June 13, 2022.

On October 28, 2022, the Parent Company entered into a new loan agreement with the same director and shareholder for a principal of USD405,000 or P23,625,270 for working capital of the Parent Company. The loan bears an interest rate of 8.50% per annum and is payable monthly starting November 27, 2022. The principal amount of the loan is payable on July 25, 2023.

As at December 31, 2022, the Parent Company's long-term borrowings bear annual interest rate ranging from 5.25% to 9.23% (2021 - 4.87% to 9.23%) are payable in various installments maturing on various dates from 2023 to 2028. These are secured by chattel mortgages to certain Parent Company-owned tugboats (Note 6), transportation equipment, and barges (Note 7).

Both short-term loans and long-term borrowings were obtained specifically for working capital purposes and to finance capital expenditures that are non-qualifying assets.

Total interest expense from borrowings charged to the statements of total comprehensive income for the year ended December 31, 2022 amounted to P161,068,179 (2021 - P163,616,488; 2020 - P175,669,164).

There are no qualifying assets as at December 31, 2022 and 2021, hence, no borrowing cost are capitalized.

Due to the impact of the COVID-19 pandemic and community quarantine, the Parent Company has entered into loan restructuring agreement with Rizal Commercial Banking Corporation (RCBC) and Asia United Bank (AUB) in 2020 and with Chinatrust Philippines Commercial Bank Corporation (CTBC) in 2021.

On October 16, 2020, the Parent Company availed of the Credit Assistance and Recovery (CARE) Program of RCBC. The Parent Company entered into a loan conversion agreement whereby its outstanding promissory notes amounting to P1.14 billion and term loan amounting to P146.3 million with maturity dates ranging from October 2019 to November 2020 and from March to July 2019, respectively, was converted into 57 monthly term loan of P1.291 billion with the principal amount payable in 48 monthly installments of P11.125 million starting July 15, 2021 and a balloon payment of P757 million on the 57th month on July 14, 2025. Under the loan conversion agreement, compliance with debt covenants will be effective starting 2021 upon the start of repayment. Gain on debt restructuring was not recognized as it is deemed immaterial.

On July 13, 2020, the Parent Company received the Notice of Approval of Amendments to its outstanding borrowings with AUB amounting to P142.1 million. The amendments to the borrowings include the extension of nine (9) months from original maturity date of September 27, 2022, principal amount to be repaid in 11 quarterly amortizations commencing nine (9) months from December 23, 2020 and a revised fixed interest rate of 7.5% per annum from 6.25%. Loss on debt modification was not recognized as it is deemed immaterial.

On October 7, 2021, the Parent Company entered into a loan restructuring agreement with CTBC whereby outstanding promissory notes were consolidated into one (1) promissory note with the principal amount of P477.3 million. The interest rate previously ranging from 4.88% to 7.00% was revised to three (3) month BVAL plus 3.5% per annum or a minimum of 5.25% per annum subject to quarterly repricing. The principal amount of the long-term borrowing amounting to P477.3 million is to be settled in 20 quarterly payment starting January 2022 with a final balloon payment amounting to 45.53% of the principal to be settled in December 2026. A gain on debt restructuring amounting to P3,928,685 (Note 19) was recognized in 2021. This is considered a non-cash transaction in the statement of cash flow.

On June 30, 2022, the Parent Company entered into a loan restructuring agreement with Development Bank of the Philippines (DBP) whereby outstanding promissory notes were consolidated into one (1) promissory note with the principal amount of P496.6 million. The interest rate previously ranging from 5.25% to 5.50% was revised to 6.50%. The principal amount of the long-term borrowing amounting to P496.6 million is to be settled on December 29, 2028 in 24 quarterly payments starting March 30, 2023. A loss on debt restructuring amounting to P22,892,226 (Note 20) was recognized in 2022. This is considered a non-cash transaction in the statement of cash flow.

The restructured loan agreement with DBP requires compliance by the Parent Company to various covenants including, among others, the maintenance of financial ratios as follow:

- maintaining, at all times, during the entire term of the loan a total debt-to-equity ratio of 70:30;
- not permit the ratio of its current assets to current liabilities to be less than 1.0:1.0 at any time; and
- not permit the ratio of its net operating income to total debt service to be less than 1.0:1.0 at any time.

In 2022 and 2021, the Parent Company is compliant with all its debt covenants.

ADGI

On January 19, 2018, ADGI secured an Omnibus Loan Agreement with Development Bank of the Philippines (DBP) for a principal amount of P1.59 billion available in the form of advance term loan or Import Letter of Credit payable in 12 years, inclusive of a one (1) year and six (6) months-grace period, with the principal payable in 42 quarterly amortizations with 35% balloon payment due at maturity to commence at the end of seventh (7th) quarter from date of initial drawdown until fully paid. The loan is covered by various securities which include among others 100% ownership shares pledged, continuing deed of assignment of receivables from customers, continuing deed of assignment of rights arising from engineering, procurement and construction contracts with the DOE. The purpose of the borrowing is to finance the construction of the 26.88-megawatt solar power plant in General Santos City.

On February 12, 2020, ADGI entered into an Amendment to the Omnibus Loan Agreement with DBP and agreed on a change in repayment terms. ADGI shall repay the loan in 12 years, inclusive of two (2) years grace period, the principal payable in 40 quarterly amortizations with thirty-five percent (35%) balloon payment due at maturity to commence at the end of the ninth (9th) quarter from the date of initial drawdown until fully paid. All principal payment affected shall be re-amortized.

Due to the impact of the COVID-19 pandemic and community quarantine, ADGI has subsequently entered into a loan restructuring agreement with Development Bank of the Philippines in 2021.

On April 16, 2021, ADGI has entered into a loan restructuring agreement with DBP whereby its outstanding term loan with a principal amount of P1,584,900,000 payable in 40 quarterly amortization starting in July 2020 with thirty-five percent (35%) balloon payment due in April 2030, was extended with an additional two (2) year grace period payable in 43 quarterly amortization to commence on October 19, 2022, with a final maturity on April 19, 2033. Interest on the restructured loan is at a fixed rate for five (5) years based on the lender's prevailing rate at effective date renewable at the end of every five (5) years based on the then prevailing rate. In addition, the interest and other charges related to the term loan amounting to P90.20 million as at January 19, 2021 was capitalized and restructured into a five (5) year term loan with a fixed interest rate based on the lender's prevailing rate at effective date, payable quarterly to commence on October 19, 2022, with a final maturity on October 19, 2025. Under the loan restructured agreement, debt covenants exclude compliance with financial ratios. ADGI is compliant with all its debt covenants as at December 31, 2021. In 2021, a loss on debt restructuring amounting to P48,975,828 (Note 19) was recognized from this restructuring. This is considered a non-cash transaction in the statement of cash flows.

Due to the pending approval of RESA applied by ADGI and SOCOTECO II with ERC and effect of COVID pandemic in the prior years, ADGI has entered into second loan restructuring agreement with DBP in December 16, 2022, whereby its outstanding term loan with a principal amount of P1,584,900,000 payable in 43 quarterly amortization starting in October 19, 2022 was extended with an additional one (1) year grace period payable in 39 quarterly amortization to commence on October 19, 2023, with a final maturity on April 19, 2033. The interest and other charges related to the term loan amounting to P90.20 million which was capitalized and restructured, in January 19, 2021, into a five (5) year term loan with a fixed interest rate based on the lender's prevailing rate at effective date, payable quarterly to commence on October 19, 2022, with a final maturity on April 19, 2025 was extended with an additional one (1) year grace period payable in nine (9) quarterly amortization to commence on October 19, 2023 with seventy-three percent (73%) balloon payment due in October 19, 2025. Under the loan restructured agreement, debt covenants exclude compliance with financial ratios. ADGI is compliant with all its debt covenants as at December 31, 2022. In 2022, a loss on debt restructuring amounting to P8,754,342 was recognized from this restructuring. This is considered a non-cash transaction in the statement of cash flows.

Total interest expense from borrowings charged to the statements of total comprehensive income amounted to P117,420,444 (2021 - P100,500,373; 2020 - P90,446,446).

HSSC

On April 23, 2019, HSSC entered into a three (3) year loan agreement with a local bank for a principal amount of P741,071, to finance the purchase of a vehicle. The amount was drawn with a fixed interest rate of 9.22% per annum. The principal and interest amount are payable in thirty-six (36) monthly amortization commencing April 23, 2019 until maturity of the loan. The vehicle was pledged as collateral for the loan. The loan was fully paid in 2022.

Total interest expense from loans payable charged to profit or loss amounted to P1,068 (2021 - P19,663; 2020 - P42,695).

Peak Flag

On April 15, 2021, Peak Flag entered into a three (3) year loan agreement with a local financial institution for a principal amount of P48,645,600 or MYR 4,000,000 for working capital purposes. The amount was drawn with a fixed interest rate of 8.25% per annum. The principal and interest amount are payable in thirty-six (36) monthly amortization commencing May 15, 2021 until maturity of the loan. A tugboat was pledged as collateral for the loan.

Total interest expense from borrowings charged to profit or loss for the year ended December 31, 2022 amounted to P3,033,734 (2021-P2,799,382; 2020 - nil).

The fair value of long-term borrowings approximates its carrying value as at December 31, 2022 and 2021.

Net debt reconciliation

Detailed analysis of net debt and the movements in net debt for the years ended December 31 are presented below:

	Notes	2022	2021
Cash and cash equivalents	2	266,463,521	263,963,505
Short-term loans		(22,728,600)	(522,271,500)
Borrowings, current portion		(281,282,804)	(259,267,337)
Borrowings, net of current portion		(3,509,329,021)	(3,311,898,604)
Interest payable	11	(243,133,721)	(117,218,301)
Unrealized foreign currency exchange loss		(1,506,721)	264,670
Lease liability, current portion	22	(6,178,428)	(6,771,855)
Lease liability, net of current portion	22	(26,995,624)	(31,831,492)
Net debt		(3,824,691,398)	(3,985,030,914)

Net unrealized foreign exchange loss for the year ended December 31, 2022 amounted to P1,506,721 (2021 - P264,670 gain; 2020 - nil). Total borrowings denominated in foreign currency as at December 31, 2022 amounted to P51,118,657 (2021 - P68,122,638; 2020 - nil).

Note 13 - Share capital and additional paid-in capital

As at December 31, 2022 and 2021, the Parent Company's authorized share capital amounting to P2 billion is composed of 2 billion shares with par value of P1 per share.

Details of issued and outstanding share capital as at December 31 are as follows:

	Number of common shares issued and outstanding	Amount		
		Share capital	Share premium	Treasury shares
At December 31, 2022 and 2021	894,586,870	907,857,870	121,632,762	(37,614,990)

As discussed in Note 1.1, on October 29, 2012, the Parent Company submitted its Registration Statement to the Philippine SEC. On October 30, 2013, the IPO of the Parent Company's shares were issued with an issue/offer price of P1.88 per share. Total shares registered and subscribed was 181.6 million shares resulting in share capital of P181.6 million and additional paid-in capital of P121.6 million net of transaction costs amounting to P24.6 million. There are no other share offering after the IPO in 2013.

On March 6, 2017, the BOD and shareholders approved to amend the Parent Company's articles of incorporation to increase its authorized capital stock from P1.5 billion to P2 billion shares (Note 1.2).

On September 5, 2017, the SEC issued an order, in favor of the Parent Company, authorizing the issuance of 302,619,290 common shares with a par value of P1 per share, as stock dividends to stockholders of record as of September 19, 2017, which was subsequently issued by the Parent Company on October 31, 2017.

Treasury shares

On September 24, 2018, the Parent Company's BOD approved the share buyback program which was implemented in various dates in 2018 and 2019. The Parent Company acquired a total of 13,271,000 treasury shares for a total amount of P37,614,990.

No shares were repurchased for the years ended December 31, 2022 and 2021.

Note 14 - Earnings (Loss) per share

Basic earnings per share is calculated by dividing the net income attributable to shareholders of the Parent Company by the weighted average number of ordinary shares in issue during the period, excluding ordinary shares purchased by the Parent Company and held as treasury stocks, if any.

Earnings (Loss) per share for the years ended December 31 is calculated as follows:

	2022	2021	2020
Net earnings (loss) attributable to Parent Company	2,047,025	(166,628,380)	(99,229,074)
Weighted average number of common shares - basic and diluted	894,586,870	894,586,870	894,586,870
Basic and diluted earnings (loss) per share	0.002	(0.186)	(0.111)

The basic and diluted earnings per share are the same each for the year presented as there are no potential dilutive common shares.

Note 15 - Revenue, net

The components of revenue, net for the years ended December 31 are:

	2022	2021	2020
<i>Over time</i>			
Harbor assistance, net of discounts	1,537,021,589	1,109,333,110	1,030,564,608
Salvage income	470,972,084	260,371,206	109,038,887
Ligherage services	118,825,497	110,736,686	110,097,148
Construction revenue	63,997,041	70,309,281	24,832,096
Towing services	50,579,864	24,306,924	17,719,208
Others	133,801,515	32,641,001	84,890,984
	2,375,197,590	1,607,698,208	1,377,142,931
<i>At a point in time</i>			
Revenue on generation of solar power	324,357,740	301,641,340	305,407,480
	2,699,555,330	1,909,339,548	1,682,550,411

Harbor assistance pertains to services rendered in assisting ships and other watercrafts in docking and undocking at the port. The amount of income recognized for the year ended December 31, 2022 is net of discounts amounting to P116.38 million (2021 - P84 million; 2020 - P111.0 million).

The Group has a claim amounting to \$8 million USD for the completed salvage of MV Diamond Highway in June 2019 which has been endorsed for arbitration proceedings. Accordingly, the Group recognized salvage income amounting to P29.4 million which represents the collectible portion as at reporting date based on preliminary discussions with counterparties. The hearing in September 2020 will determine final claimable amount from the vessel and cargo owners. Due to the impact of COVID-19 in 2020, the hearing was postponed to 2021. On November 19, 2021, the Group entered into a settlement agreement with the vessel owners and was able to collect a total amount of P39.4 million or \$0.8 million on December 6, 2021. This was recognized as part of salvage income. In 2021, the Group recognized an additional salvage income amounting to P10.0 million from this transaction.

Others consist of income generated from diving and other underwater services, among others. The Group revenue are divided into two business segments - harbor assistance and renewable energy (Note 27.29).

Note 16 - Cost of services

The components of cost of services for the years ended December 31 are:

	Notes	2022	2021	2020
Fuel and lubricants		467,909,365	256,782,772	208,176,367
Depreciation and amortization	6,7	416,861,876	384,614,475	421,250,565
Personnel costs	18	270,039,265	249,311,527	225,404,453
Outside services		110,518,320	130,285,406	55,572,443
Insurance		107,435,041	50,655,691	59,382,629
Supplies and construction supplies		123,572,242	82,545,490	71,409,085
Charter hire		43,900,444	29,769,774	32,789,449
Repairs and maintenance		25,144,880	17,525,629	22,355,706
Port expense		20,297,518	21,764,867	21,426,970
Transportation and travel		13,156,413	5,912,350	7,582,987
Rent	22	5,382,028	75,825,953	43,674,364
Amortization right-of-use asset	22	4,377,945	4,891,336	17,504,480
Communications, light and water		3,353,009	2,358,348	3,498,150
Professional fees		3,224,593	8,862,291	6,098,960
Taxes and licenses		2,910,031	1,693,258	947,495
Others		27,844,671	43,390,497	31,680,214
		1,645,927,641	1,366,189,664	1,228,754,317

Others mainly consisted of expenses such as survey and valuation fees, commission and utilities expenses.

Note 17 - General and administrative expenses

The components of general and administrative expenses for the years ended December 31 are:

	Notes	2022	2021	2020
Personnel costs	18	138,703,306	121,601,320	117,103,913
Taxes and licenses		42,839,375	39,233,432	30,537,097
Repairs and maintenance		32,950,597	28,277,680	26,473,486
Representation and entertainment		32,646,203	29,519,098	25,390,124
Transportation and travel		26,087,749	19,411,099	8,595,004
Depreciation and amortization	7	19,465,430	20,330,020	19,050,321
Outsourced services		16,639,091	8,902,341	5,658,700
Professional fees		10,150,983	9,555,318	11,251,796
Amortization of computer software	8	8,451,037	7,259,577	6,797,074
Provision for impairment of input VAT	4,10	8,158,784	8,283,382	9,058,444
Insurance		7,779,761	6,849,231	8,335,319
Supplies and construction materials		6,976,254	3,909,372	5,511,901
Communications		4,069,909	4,022,825	3,730,633
Utilities		3,035,858	2,909,360	2,785,417
Amortization of right-of-use assets	22	2,540,215	1,914,660	1,758,511
Registration and membership fees		2,517,819	1,878,307	100,482
Rent	22	2,177,560	1,935,226	2,206,361
Amortization of leasehold rights	10	1,621,467	1,621,467	1,621,467
Advertising and promotions		204,683	786,644	1,282,142
Fuel and lubricants		46,874	88,835	180,662
Provision for assessment	11	-	12,094,358	601,902
Write-off of trade receivables	3	-	-	6,825,051
Others		13,846,503	6,302,314	20,105,699
		380,909,458	336,685,866	314,961,506

Others mainly consisted of expenses such as directors' fee, membership fees, postage, courier, bank service charges and other expenses.

Note 18 - Personnel costs

The components of personnel costs for the years ended December 31 are:

	Notes	2022	2021	2020
Cost of services				
Salaries and wages		150,845,231	138,078,619	125,714,443
Crew expense		37,033,390	39,575,430	32,472,166
Tug and barge operations		25,684,228	23,519,925	20,599,062
Retirement benefit expense	20	11,044,354	12,516,495	12,249,478
Other employee benefits		45,432,062	35,621,058	34,369,304
	16	270,039,265	249,311,527	225,404,453
General and administrative expenses				
Salaries and wages		116,388,430	100,675,987	101,020,410
Retirement benefit expense	20	3,659,000	3,821,270	4,263,292
Other employee benefits		18,655,876	17,104,063	11,820,211
	17	138,703,306	121,601,320	117,103,913
		408,742,571	370,912,847	342,508,366

Other employee benefits mainly pertain to the employer's share on statutory contributions and insurance.

Note 19 - Other income (loss), net

The components of other income (loss), net for the years ended December 31 consist of:

	Notes	2022	2021	2020
Insurance claims		22,600,425	-	17,901,148
Foreign exchange gain (loss), net	24	5,925,064	1,418,060	(6,672,523)
Interest income	2	678,233	108,971	404,660
Ship management		-	-	39,216,670
Gain on reversal of finance lease liability	22	-	-	8,703,120
Provision for loss on construction advances	4	-	-	(21,580,622)
Loss on debt restructuring, net	12	(31,646,568)	(45,047,143)	-
Gain (loss) on sale of property and equipment, net	6,7	(42,618,496)	(5,104,687)	4,771,817
Impairment loss on tugboats	6	(81,286,247)	-	-
Others		4,395,560	44,820,869	24,520,922
		(121,952,029)	(3,803,930)	67,265,192

Ship management pertains to other income arising from the transport of fuel, freshwater and other supplies for various tugboats.

Insurance claims pertain to reimbursements from insurance companies for the damages on tugboats incurred by the Group in previous years.

Others pertain to cost recharges including depreciation expense, wreck stage, care taking services and non-routine special projects provided by the Group to their customers which do not fall under regular service income.

Note 20 - Retirement benefits

The Group has an unfunded, non-contributory, and actuarially computed retirement benefit plan which provides a retirement benefit in accordance with the local conditions and practices in the Philippines. Under the Plan, the normal retirement age is 60 with a minimum of five years of service.

The retirement benefit obligation is determined using the “Projected Unit Credit” (PUC) method. Under the PUC method, the annual normal cost for the portion of the retirement benefit is determined as the amount necessary to provide for the portion of the retirement benefit accruing during the year. The latest actuarial valuation reports of the Group prepared by the independent actuary is for the year ended December 31, 2022.

The amounts recognized in the statements of financial position as present value of defined benefit obligation amounted to P142,225,772 and P105,989,538 as at December 31, 2022 and 2021, respectively.

The Group does not have any plan assets. The movements in the retirement benefit obligation recognized in the statements of financial position as at December 31 are as follows:

	2022	2021
As at January 1	105,989,538	124,458,585
Current service cost	10,106,013	12,288,792
Interest cost	4,597,341	4,048,973
Benefits paid	(231,200)	(511,912)
Remeasurement (gain) loss due to:		
Experience adjustments	40,133,109	(22,836,774)
Changes in financial assumptions	(18,369,029)	(11,458,126)
As at December 31	142,225,772	105,989,538

The amounts recognized in as retirement benefit expense in the statements of total comprehensive income for the years ended December 31 are as follows:

	2022	2021	2020
Current service cost	10,106,013	12,288,792	11,796,930
Net interest cost	4,597,341	4,048,973	4,715,840
	14,703,354	16,337,765	16,512,770

Retirement benefit expense is included as part of personnel cost under cost of services and general and administrative expenses (Notes 16 and 17).

The amounts of remeasurement loss (gain) on defined benefit obligation recognized in other comprehensive income for the years ended December 31 are as follows:

	Note	2022	2021	2020
Due to change in financial assumptions		(18,369,029)	(11,458,126)	10,141,991
Due to experience		40,133,109	(22,836,774)	(13,024,145)
Remeasurement loss (gain)		21,764,080	(34,294,900)	(2,882,154)
Deferred income tax expense	23	(5,441,020)	8,573,724	864,645
Deferred income tax effect of CREATE	23	-	(86,278)	-
Remeasurement gain, net of tax		16,323,060	(25,807,454)	(2,017,509)

Movements in cumulative other comprehensive income related to retirement benefit obligation for the years ended December 31 presented as part of retained earnings in the statements of financial position follows:

	Note	2022	2021
As at January 1		24,830,867	(976,587)
Remeasurement gain for the year		21,764,080	34,294,900
Deferred income tax effect	23	(5,441,020)	(8,487,446)
As at December 31		41,153,927	24,830,867

Shown below is the maturity analysis of the undiscounted benefit payments as at December 31:

	2022	2021
Less than one year	59,777,655	30,097,095
More than one year to five years	56,467,905	30,965,521
More than five years to 10 years	38,331,693	36,746,586
More than 10 years to 15 years	81,328,663	66,012,757
More than 15 years to 20 years	100,295,745	104,977,081
More than 20 years	215,309,030	182,644,998
Total expected payments	551,510,691	451,444,038

The average duration of the defined benefit obligation at the end of the reporting period is 9.27 years (2021 - 17.16 years).

There are no unusual or significant risks to which the Plan exposes the Group.

Demographic assumptions

Demographic assumptions, such as mortality rates, are set having regard to the latest trends in life expectancy (including expectations for future improvements), plan experience and other relevant data. The assumptions are reviewed and updated as necessary as part of the periodic actuarial valuation of the pension plan. The assumptions used in 2022 are consistent with those applied in 2021.

Assumptions regarding future mortality experience are set based on advice from published statistics and experience within the industry.

Critical accounting estimate

The present value of the retirement benefit obligation depends on a number of factors that are determined on an actuarial basis using a number of assumptions. The assumptions used in determining the net cost for pension include the discount rate and future salary increase. Any changes in these assumptions will impact the carrying amount of retirement benefit obligation.

The Group determines the appropriate discount rate at the end of each year. This is the interest rate that should be used to determine the present value of estimated future cash outflows expected to be required to settle the retirement benefit obligation. In determining the appropriate discount rate, the Group considers the interest rates of government bonds that are denominated in the currency in which the benefits will be paid and that have terms to maturity approximating the terms of the related retirement benefit obligation.

The significant actuarial assumptions used by the Group for the years ended December 31 are as follows:

	2022	2021
Discount rate	7.24%	5.09%
Salary growth rate	5.00%	5.00%

The sensitivity of the defined benefit obligation at December 31 to changes in the significant weighted principal assumptions is:

	2022			2021		
	Increase (decrease) in defined benefit obligation					
	Change in assumption	Increase in assumption	Decrease in assumption	Change in assumption	Increase in assumption	Decrease in assumption
Discount rates	1%	(6,846,640)	8,697,994	1%	(7,808,087)	9,148,268
Salary growth rate	1%	7,853,020	(7,729,458)	1%	9,596,061	(8,346,092)

The sensitivity analyses are based on a change in an assumption while holding all other assumptions constant. In practice, this is unlikely to occur, and changes in some of the assumptions may be correlated. When calculating the sensitivity of the defined benefit obligation to significant actuarial assumptions the same method (present value of the defined benefit obligation calculated with the projected unit credit method at the end of the reporting period) has been applied as when calculating the retirement benefit obligation recognized within the statements of financial position.

The methods and types of assumptions used in preparing the sensitivity analysis did not change compared to the previous period.

HSEC, HSSC and ADGI provide for the estimated retirement benefits based on the retirement due under Republic Act (RA) No. 7641, the Retirement Pay Law. Under the Retirement Pay Law, the retirement benefit obligation is computed as one-half of monthly salary for every year of service, a fraction of six months being considered as one whole year. The term one-half of monthly salary shall mean 15 days plus the one-twelfth of the 13th month, and the cash equivalent of not more than five days service incentive leaves.

Note 21 - Related party transactions and balances

The table below summarizes the Group's transactions with their related parties for the years ended December 31:

	Terms and conditions	2022	2021	2020
<i>Purchase of services</i>				
Associate	Services rendered to the Parent Company are billed based on agreed prices. These are unsecured, non-interest bearing and are payable in cash within 30 days after invoice date.	30,526,960	31,365,575	19,001,400

The table below summarizes the outstanding balances with related parties as at December 31:

	Terms and conditions	Notes	2022	2021
<i>Advances to related party, net of provision:</i>				
Officers	These are unsecured, non-interest bearing and are subject to liquidation.	3	33,862,190	31,854,445
<i>Advances from related parties:</i>				
Officers	These are unsecured, non-interest bearing, due on demand and are to be paid in cash.	11	(44,265,235)	(10,889,831)

Key management compensation and benefits

Key management compensation and benefits for the years ended December 31 consist of:

	Terms and conditions	2022	2021	2020
Salaries and short term employee benefits	Key management compensation covering salaries and wages and other short-term benefits are determined based on contract of employment and payable in accordance with the Group's payroll period. These were fully paid at reporting date.	65,654,240	64,027,848	72,101,426
Retirement benefits	Retirement benefits are determined and payable in accordance with policies disclosed in Note 27.19. These will be settled upon retirement of key management.	3,402,465	4,751,979	5,613,733
Professional fees	Professional fees are paid to a director holding key position in the Parent Company.	665,000	585,000	464,834
		69,721,705	69,364,827	78,179,993

As at December 31, 2022, and 2021, amounts due from and to key management personnel are reflected as part of advances to officers (Notes 3 and 11) and retirement benefit obligation.

The Group has not provided share-based payments, termination benefits or other long-term benefits other than retirement benefits to its key management personnel for the years ended December 31, 2022, 2021 and 2020.

For the year ended December 31, 2022, receivables from related parties, foreign entities, has been determined to be uncollectible, hence, a net provision for impairment of receivable from related parties amounting to nil (2021 - P288,363) was charged to net impairment losses on financial assets in statements of total comprehensive income, as a result of management's assessment of collectability.

Movement in the provision for impairment of due from related parties for the year ended December 31, 2021 are as follows:

	Note	Amount
Beginning of year		1,736,698
Provision for impairment of receivable from related parties	17	288,363
Write-off		(2,025,061)
End of year		-

The following related party transactions and balances were eliminated for the purpose of preparing the consolidated financial statements for the years ended December 31:

	2022	2021	2020
Advances to related parties	1,512,181,645	1,410,621,631	1,349,246,441
Advances from related parties	1,512,181,645	1,410,621,631	1,349,246,441
Investment in subsidiaries	(143,051,304)	(284,174,514)	(268,247,453)
Cost of services	-	(13,669,004)	(13,016,745)
Other income, net	-	13,669,004	13,016,745

Advances to and from related parties are made to finance respective working capital requirements. These are non-interest bearing and payable in cash and on demand.

There are no unrealized gains and losses eliminated in the consolidation.

The Group has a Manual on Corporate Governance that has established a Related Party Transactions Committee which is tasked to review all material related party transactions. Current related party policy also includes appropriate review and approval of material related party transactions that guarantee fairness and transparency of transactions.

Note 22 - Leases

The Group has entered into long term and short term lease agreements in 2022 and 2021.

(a) Long-term lease agreements

(i) Office space and warehouse lease

The Parent Company entered into two (2) operating lease agreements for its Cebu and Davao branch office space. The Cebu Branch office is located at Unit No. 1 Benley Building, J. de Veyra Street, North Reclamation Area, Cebu City. The lease term of the Cebu Branch office covers a period of two (2) years from February 15, 2019 to February 14, 2021, and was renewed for another two (2) years until February 14, 2023. The Davao Branch office is located at DR 2 Ground Floor Building 1, Insular Village One Commercial Area, Lanang, Davao City. The lease term of the Davao branch office initially covers a period of one (1) year from April 1, 2019 to March 31, 2020, and is renewed annually until March 31, 2023. As at December 31, 2022 and 2021, the required security deposit amounted to P50,400. These are presented as refundable deposits under “Other non-current assets” (Note 10) in the consolidated statement of financial position in 2022 and 2021.

The Parent Company entered into an operating lease agreement for a 200 square meter warehouse space in SOS Mabini Storage Facility, Mabini, Batangas. The lease term initially covers a period of one (1) year from January 9, 2019 to January 4, 2020 which was subsequently renewed for three (3) consecutive years to end on January 4, 2024. The lease agreement is renewable for another year upon agreement by both parties.

On November 18, 2021, HSSC entered into sublease agreement for its Subic office space with a third party. The agreement provides the Company to with the exclusive rights over Unit 9 and 10, Alava Quay, Global Commercial Building located at Central Business District Area, Waterfront Road, Subic Bay Freeport consisting of 48.68 square meters for a period of three (3) years to expire on September 30, 2024. The sublease agreement may be renewed upon the mutual consent of the parties and written consent of SBMA.

(ii) Barge Queen Jade

The Group entered into a lease agreement covering Barge Queen Jade with the Development Bank of the Philippines (DBP) on February 27, 2014. The lease term covers a period of ten (10) years with an annual interest rate of 6%. The first monthly lease payment commenced on September 15, 2014 until September 15, 2024. The lease agreement required the Parent Company to pay a lease guarantee deposit amounting to P4,301,032 at the inception of the contract which will be applied as final payment at the end of the lease term.

(iii) Bareboat charter

The Group entered into two (2) standard bareboat charter lease agreement covering the lease of Crest 2801, a barge, and Crest Opal, a tugboat, with Pacific Crest Pte. Ltd. on September 21, 2018. The lease term covers a period of 12 months from delivery of the barge and tugboat on October 31, 2018 until October 31, 2019. The lease is renewable annually upon mutual agreement by both parties. The Group has issued a letter of intent to lease the barge and tugboat for a period of five (5) years from the commencement of the lease.

Due to the decrease in operations arising from the impact of COVID 19, the Group was not able to fully utilize the barge and tugboat in 2020 resulting in lease modifications.

For the barge, no lease payment was made in 2020. On January 8, 2021, the Group executed a memorandum of agreement and a bill of sale to purchase the barge. This was capitalized under “Property and equipment at cost” (Note 7) in the consolidated statement of financial position.

For the tugboat, no lease payment was made from January to September 2020. The Group entered into a new bareboat charter lease agreement for Crest Opal on December 18, 2020. The new lease term covers a period of 12 months from the delivery of the tugboat effective October 1, 2020. The new lease term also covers a bargain purchase option to acquire the tugboat within the new lease period. The new lease agreement was considered as short-term under PFRS 16, “Leases” because the lease term is less than 12 months. On May 31, 2021, the Parent Company acquired the tugboat was capitalized under “Property and equipment at revalued amounts, net” (Note 6) in the consolidated statement of financial position.

(iv) Construction equipment

On February 1, 2021, the Parent Company entered into a lease agreement with a third party for the lease of a construction equipment. The lease term covers a period of two (2) years starting February 1, 2021 until January 31, 2023. The Parent Company can purchase the construction equipment at the end of the lease term upon settlement of the final lease payment at the end of the lease term.

(v) Land

On April 12, 2016, ADGI entered into a forest land use agreement with the Department of Environment and Natural Resources (DENR). The agreement provides ADGI with the exclusive right to occupy, manage and develop approximately one hundred fifty-six (156) hectares of forestland in Sitio Chanco, Barangay Bawing, General Santos City, South Cotabato, for the solar power plant project for a period of twenty-five (25) years to expire on April 12, 2041. The agreement is renewable for another twenty-five (25) years subject to mutual agreement by both parties. ADGI shall pay an annual lease of P468,000 upon the signing of the agreement in April 2016 to be increased cumulatively by 10% every year.

(b) Short-term lease agreements

(i) Office space

The Parent Company and subsidiaries have various operating lease agreements covering office spaces for provincial branches for periods ranging from six (6) months to one (1) year which can be extended or renewed upon mutual agreement by both parties.

(ii) Other short-term lease agreements

The Parent Company also entered into various operating lease agreements with third parties for rental of generator set, equipment, boats, truck, car, housing and other items as the need arises during the normal course of its business operations. The lease term covers a period ranging for one (1) day to less than one (1) year.

Rent expense from the foregoing lease agreements recognized in profit or loss for the years ended December 31 are as follows:

	Notes	2022	2021	2020
Cost of services	16	5,382,028	75,825,953	43,674,364
General and administrative expenses	17	2,177,560	1,935,226	2,206,361
		7,559,588	77,761,179	45,880,725

These short-term lease agreements require the Parent Company to pay the refundable deposits which are presented within prepayments and other current assets (Note 4) in the consolidated statement of financial position. As at December 31, 2022, refundable deposits amounted to P6.5 million (2021 - P3.9 million) (Note 4).

These lease agreements were considered as short-term and low value lease under PFRS 16, "Leases" because the lease term is less than 12 months.

Lease terms are negotiated either on a collective or individual basis and contain a wide range of different terms and conditions. The lease agreements do not impose any covenants other than the security interests in the leased assets that are held by the lessor. Leased assets may not be used as security for borrowing purposes.

(c) Amounts recognized in the consolidated statements of financial position

Leased assets and lease liabilities are presented as separate line items in the consolidated statements of financial position. As at December 31, the carrying amounts of right-of-use assets, net related to the lease agreements above are as follows:

	Office space and warehouse	Construction equipment	Barge	Land	Total
Cost					
January 1, 2021	2,835,188	-	72,975,686	20,956,053	96,766,927
Additions	1,563,104	303,572	-	-	1,866,676
Reclassification (Note 7)	-	3,803,571	-	-	3,803,571
December 31, 2021	4,398,292	4,107,143	72,975,686	20,956,053	102,437,174
Accumulated amortization					
January 1, 2021	1,706,870	-	12,804,818	4,191,210	18,702,898
Amortization	1,076,417	2,224,702	2,666,635	838,242	6,805,996
December 31, 2021	2,783,287	2,224,702	15,471,453	5,029,452	25,508,894
Net carrying amount					
December 31, 2021	1,615,005	1,882,441	57,504,233	15,926,601	76,928,280
Cost					
January 1, 2022	4,398,292	4,107,143	72,975,686	20,956,053	102,437,174
Additions	1,600,919	-	-	-	1,600,919
December 31, 2022	5,999,211	4,107,143	72,975,686	20,956,053	104,038,093
Accumulated amortization					
January 1, 2022	2,783,287	2,224,702	15,471,453	5,029,452	25,508,894
Amortization	1,701,973	1,711,310	2,666,635	838,242	6,918,160
December 31, 2022	4,485,260	3,936,012	18,138,088	5,867,694	32,427,054
Net carrying amount					
December 31, 2022	1,513,951	171,131	54,837,598	15,088,359	71,611,039

Movements in lease liabilities for the years ended December 31 are as follows:

	2022	2021
Lease liabilities		
As at January 1	38,603,347	40,632,828
Additions	1,600,919	4,438,105
Principal payments	(8,231,512)	(6,892,929)
Interest payments	(854,444)	(1,876,649)
Interest expense	2,055,742	2,301,992
As at December 31	33,174,052	38,603,347
Lease liabilities		
Current	6,178,428	6,771,855
Non-current	26,995,624	31,831,492
	33,174,052	38,603,347

(d) Amounts recognized in the statements of total comprehensive income

Amounts recognized in the consolidated statements of total comprehensive income for the years ended December 31 related to the lease agreements above are as follows:

	Notes	2022	2021
Amortization expense of right-of-use asset	16,17	6,918,160	6,805,996
Expense relating to short-term lease	16,17	7,559,588	77,761,179
Interest expense on lease liabilities		2,055,742	2,301,992
		16,533,490	86,869,167

The total cash outflows for leases for the year ended December 31, 2022 amounted to P16.33 million (2021 - P62.8 million). The Group recognized a net gain on lease modifications amounting to P8.7 million in 2020 as presented in the other income, net (Note 19). No gain or loss on lease modification was recognized in 2022.

(e) Discount rate

The lease payments for office space and warehouse lease and barge are discounted at 1.86% to 6.87% in 2022 and 2021, which is Group's incremental range of borrowing rate, being the rate that the Group would have to pay to borrow the funds necessary to obtain an asset of similar value to the right-of-use asset in a similar economic environment with similar terms, security and conditions.

(f) Extension and termination options

Extension and termination options are included in the lease agreements of the Group. These are used to maximize the operational flexibility in terms of managing the assets used in the Group's operations. The extension and termination options held are exercisable upon mutual agreement by both parties unless specifically stated that extension and termination is at the option of the lessee.

Critical accounting estimates and judgment*(a) Incremental borrowing rate of lease liabilities*

Payments for leases of properties and office equipment are discounted using the lessee's incremental borrowing rate, being the rate that the individual lessee would have to pay to borrow the funds necessary to obtain an asset of similar value to the right-of-use asset in a similar economic environment with similar terms, security and conditions.

To determine the incremental borrowing rate, the Group uses recent third-party financing received by the individual lessee as a starting point, adjusted to reflect changes in financing conditions since third party financing was received. Where third party financing cannot be obtained, the Group uses the government bond yield, adjusted for the (1) credit spread specific to each entity under the Group and (2) security using the right-of-use asset.

(b) Determining lease terms

In determining the lease term, management considers all facts and circumstances that create an economic incentive to exercise an extension option, or not exercise a termination option. Extension options (or periods after termination options) are only included in the lease term if the lease is reasonably certain to be extended (or not terminated). The Group considers the factors below as the most relevant in assessing the options:

- If there are significant penalties to terminate (or not extend), the Group is typically reasonably certain to extend (or not terminate).

- If any leasehold improvements are expected to have a significant remaining value, the Group is typically reasonably certain to extend (or not terminate).
- Otherwise, the Group considers other factors including historical lease durations and the costs and business disruption required to replace the leased asset.

Extension and termination options are included in a number of properties, plant and equipment leases of the Group. These are used to maximize operational flexibility in terms of managing the assets used in the Group's operations. The majority of extension and termination options held are exercisable only by the Group and not by the respective lessor.

Extension options are considered in the bareboat charter lease agreement of the Group based on the letter of intent.

Note 23 - Income tax expense

All the companies in the Group are subject to normal corporate income tax rate at 25% in 2022 and 2021 except for HSSC and ADGI. HSSC is registered under Republic Act No. 7227, otherwise known as Bases Conversion and Development Act of 1992, that enables it to be under Gross Income Taxation (GIT) of 5%. ADGI is registered under the Renewable Act 9531, an Act Promoting The Development, Utilization, and Commercialization of Renewable Energy Resources and For Other Purposes, that provides for fiscal incentives including income tax holiday.

Corporate Recovery and Tax Incentives for Enterprises Act (CREATE)

On March 26, 2021, Republic Act (RA) No. 11534, otherwise known as CREATE, was signed into law. Among the salient provisions of CREATE include changes to the Corporate Income Tax (CIT) as follows:

- RCIT rate of 20% (from 30%) shall be applicable to domestic corporations with net taxable income not exceeding P5 million and with total assets not exceeding P100 million (excluding land on which the business entity's office, plant and equipment are situated) from July 1, 2020;
- RCIT rate of 25% (from 30%) shall be applicable to all other domestic and foreign corporations from July 1, 2020; and
- For the period beginning July 1, 2020 until June 30, 2023, the MCIT rate shall be 1%, instead of 2%.

PAS 12, Income Taxes, requires current and deferred taxes to be measured with reference to the tax rates and laws, as enacted or substantively enacted by the end of the reporting period.

Deferred income tax (DIT) assets (liabilities), net as at December 31 consist of:

	Note	2022	2021
DIT assets			
Retirement benefit obligation		35,384,520	26,342,397
Impairment loss on tugboats		17,818,718	-
Allowance for impairment of receivables		14,484,328	13,843,537
Provision for loss on construction advances		6,130,272	6,130,272
Premium on loans payable		5,124,386	-
Unrealized foreign exchange loss, net		-	965,823
		78,942,224	47,282,029
DIT liabilities			
Unrealized foreign exchange gain, net		(129,604)	
Lease liabilities		(689,479)	(356,535)
Discount on loans		(755,335)	(798,398)
Revaluation increment on property and equipment	6	(247,726,530)	(95,581,137)
		(249,300,948)	(96,736,070)
DIT liabilities, net		(170,358,724)	(49,454,041)

The maturity of DIT assets and liabilities are as follows:

	2022	2021
DIT assets:		
Expected to be recovered within 12 months	20,614,600	20,939,632
Expected to be recovered more than 12 months	58,327,624	26,342,397
	78,942,224	47,282,029
DIT liabilities		
Expected to be settled within 12 months	(819,083)	(356,535)
Expected to be settled more than 12 months	(248,481,865)	(96,379,535)
	(249,300,948)	(96,736,070)
	(170,358,724)	(49,454,041)

The movements in the Group's net DIT assets (liabilities) for the years ended December 31 are as follows:

	Notes	2022	2021
As at January 1		(49,454,041)	33,776,867
DIT credited to profit or loss		38,490,142	(5,594,483)
DIT charged to other comprehensive income	6,20	(159,394,825)	(77,636,425)
As at December 31		(170,358,724)	(49,454,041)

Income tax expense (benefit) for the years ended December 31 is as follows:

	2022	2021	2020
Current	18,031,152	5,615,023	8,667,382
Deferred	(38,490,142)	5,594,483	(10,189,011)
	(20,458,990)	11,209,506	(1,521,629)

Critical accounting judgment

DIT are determined using income tax rates in the period the temporary differences are expected to be recovered or settled. Realization of the future tax benefits related to DIT assets is dependent on many factors, including the Company's ability to generate taxable income in the future. Management has considered these factors in reaching its conclusion not to recognize certain deferred income tax assets. The Group's unrecognized deferred income tax assets arise from the following:

	2022	2021
Allowance for impairment of trade and other receivables	31,178,145	21,241,766
Net operating loss carry-over (NOLCO)	15,858,156	64,168,873
Minimum corporate income tax (MCIT)	15,794,034	13,989,307
Unrealized foreign exchange loss, net	991,827	30,824
Lease liability	512,505	391,460
Retirement benefit obligation	19,560	322,112
	64,354,227	100,144,342

NOLCO can be carried over as deductible expense from taxable income for three (3) to five (5) consecutive years following the year of incurrence while MCIT can be carried forward on an annual basis and credited against normal income tax payable within three (3) immediately succeeding years from the period when the MCIT was paid.

The reconciliation between income tax expense (benefit) computed at the statutory income tax rate and the actual income tax expense as shown in the statements of total comprehensive income for the years ended December 31 is summarized as follows:

	2022	2021	2020
Income tax (benefit) computed	44,313,545	(23,012,990)	(23,634,319)
Adjustments to income tax resulting from:			
Unrecognized deferred taxes	10,636,287	14,116,348	15,455,884
Unrecognized MCIT	7,207,793	3,688,060	-
Non-deductible expenses	6,987,878	10,461,109	16,982,720
Final income tax expense	1,282,616	1,860,775	1,316,556
Effect of change in tax rates	1,210,896	9,371,707	-
Unrecognized NOLCO	688,326	9,905,558	805,011
Non-deductible expenses under GIT	627,408	509,383	-
Unrecognized movement in deferred tax	7,187	7,187	23,040,821
Limitation on interest expense	5,744	5,069	-
Interest income subjected to final tax	(24,998)	(21,898)	(47,365)
Share in net income of associates	(2,311,754)	(5,069,514)	(26,929,383)
Non-taxable income due to income tax holiday	(3,459,994)	(5,496,923)	(8,511,554)
Non-taxable income due to final income tax	(24,340,467)	(5,114,366)	-
Applied NOLCO	(63,289,457)	-	-
Income tax expense (benefit)	(20,458,990)	11,209,505	(1,521,629)

Note 24 - Foreign currency denominated monetary assets and liabilities

The Group's foreign currency monetary financial assets and liabilities are as follows:

	2022	2021	In USD	In MYR	In USD	In JPY	In MYR
Assets							
Cash		472,807	1,003,490	-	328,062	1,229,155	-
Trade and other receivables		306,754	-	-	310,424	-	-
Advances to related parties		-	-	16,906,457	22,171	-	17,695,665
		779,561	1,003,490	16,906,457	660,657	1,229,155	17,695,665
Liabilities							
Trade and other liabilities		(2,294,880)	(10,955,955)	-	(1,849,478)	(81,717,329)	-
Advances from related parties		-	-	-	-	-	-
Borrowings		(405,000)	-	-	-	(55,000,000)	-
		(2,699,880)	(10,955,955)	-	(1,849,478)	(136,717,329)	-
Net foreign currency assets (liabilities)		(1,920,319)	(9,952,465)	16,906,457	(1,188,821)	(135,488,174)	17,695,665
Year-end exchange rates		56.12	0.42	12.70	50.77	0.44	12.16
Peso equivalent		(107,768,302)	(4,154,159)	214,657,903	(60,361,197)	(59,614,797)	215,179,286

Foreign exchange loss, net presented under other income (loss) in the consolidated statements of total comprehensive income for the years ended December 31 consists of:

	Note	2022	2021	2020
Realized foreign exchange gain (loss)		3,163,141	1,435,008	(6,360,875)
Unrealized foreign exchange gain (loss)		2,761,923	(16,948)	(311,648)
	19	5,925,064	1,418,060	(6,672,523)

Net unrealized foreign exchange loss on borrowings presented under other income (loss), net in the consolidated statements of total comprehensive income for the year ended December 31, 2022 amounted to P1,506,721 (2021 - P264,670 gain; 2020 - nil), which is presented as finance cost in the statement of comprehensive income.

Note 25 - Critical accounting estimates, assumptions and judgments

In preparing the Group's consolidated financial statements, management has made its best estimates and judgments of certain amounts, giving due consideration to materiality. The estimates and assumptions used in the accompanying consolidated financial statements are based upon management's evaluation of the relevant facts and circumstances as at the date of the consolidated financial statements.

The resulting accounting estimates will, by definition, seldom equal the related actual results. These estimates, assumptions and judgments are continually evaluated and are based on historical experience and other factors, including expectations of future events that are believed to be reasonable under the circumstances.

The estimates, assumptions and judgments that have a significant risk of causing a material adjustment to the carrying amounts of assets and liabilities within the next financial year are discussed hereafter.

(a) Critical accounting estimates and assumptions

- Impairment of goodwill (Note 1.2)
- Recoverability of trade and other receivables (Note 3)
- Useful lives of property, plant and equipment (Notes 6 and 7)
- Revaluation of tugboats (Note 6)
- Incremental borrowing rate (Note 22)
- Retirement benefit obligation (Note 20)

(b) Critical judgments in applying the Group's accounting policies

- Determining control over investments with ownership of less than half of the entity's total equity (Note 1.3)
- Impairment of investment in associates (Note 5)
- Impairment of property, plant and equipment (Note 7)
- Decommissioning cost (Note 7)
- Impairment of investment properties (Note 9)
- Recoverability of input VAT (Note 10)
- Determining lease terms (Note 22)
- Current and deferred income tax (Note 23)

Note 26 - Financial risk and capital management

26.1 Financial risk management

The Parent Company's BOD has the overall responsibility for the establishment and oversight of the Group's risk management framework. The Group's risk management policies are established to identify and manage the Group's exposure to financial risks, to set appropriate transaction limits and controls, and to monitor and assess risks and compliance to internal control policies. Risk management policies and structure are reviewed regularly to reflect changes in market conditions and the Group's activities. The main risks arising from the use of financial instruments are market risk, credit risk and risk. The Parent Company's BOD reviews and approves the policies for managing each of these risks.

26.2 Components of financial assets and liabilities

(a) Financial assets

The Group's financial assets as at December 31 are as follows:

	Notes	2022	2021
Cash	2	266,463,521	263,963,505
Trade and other receivables, gross*	3	1,476,122,406	1,065,929,590
Refundable deposits	4,10	6,549,638	4,010,369
Financial assets at fair value through other comprehensive income (FVOCI)	10	810,000	1,816,198
		1,749,945,565	1,335,719,662

*excluding advances to officers, employees and others subject to liquidation

Trade and other receivables are presented gross of allowance for impairment amounting to P371,546,215 as at December 31, 2022 (2021 - P259,514,939) (Note 3).

(b) Financial liabilities

The Group's financial liabilities as at December 31 are as follows:

	Notes	2022	2021
Trade and other payables*	11	853,562,224	603,339,881
Short-term loans	12	22,728,600	522,271,500
Borrowings	12	3,790,611,825	3,571,165,941
Lease liabilities	22	33,173,052	38,603,347
		4,700,075,701	4,735,380,669

*excluding accrued construction costs, unearned income and payable to government agencies

26.3 Market risk

(a) Foreign exchange risk

Foreign exchange risk is the risk that the fair value or future cash flows of a financial instrument will fluctuate because of changes in foreign exchange rates. Most transactions are carried out in Philippine Peso, which is the Parent Company's functional currency. Exposures to currency exchange rates arise from the Group's overseas transactions, which are primarily denominated in United States Dollar (USD), Japanese Yen (JPY) and Malaysian Ringgit (MYR).

The Parent Company also maintains US Dollar-denominated bank accounts. Further, the Group has JPY payables from foreign suppliers, which have been used for the purchase of certain tugboats (Note 6) and maintains MYR bank accounts and receivables. To mitigate the Group's exposure to foreign currency risk, non-Philippine Peso cash flows are monitored on a regular basis.

The following table demonstrates the sensitivity to a reasonably possible change in the Philippine Peso exchange rate, with all other variables held constant, of the Parent Company's income before tax. There is no impact on the Parent Company's equity other than those already affecting the net income.

Currency	Change in exchange rate	2022		2021		
		Increase	Decrease	Increase	Decrease	
		Effect on income before tax				
				Change in exchange rate		
USD	+/-10.53%	(11,346,936)	11,346,936	+/-5.39%	(3,435,211)	3,435,211
JPY	+/-5.42%	(224,982)	224,982	+/-6.24%	(2,377,101)	2,377,101
MYR	+/-2.45%	9,450,215	(9,450,215)	+/-4.13%	5,282,497	(5,282,497)

The reasonable possible changes in foreign exchange rates used in the sensitivity analysis are the rates of change in foreign currencies between the Philippine Peso equivalent at year end and thirty (30) days from reporting date, by which management is expected to receive or settle the Parent Company's most significant financial assets or liabilities, respectively.

(b) Price risk

The Group is exposed to equity securities price risk because of the Group's proprietary shares in golf and country club classified as financial assets at fair value through other comprehensive income in the consolidated statement of financial position.

As at December 31, 2022 and 2021, the Group's exposure to price risk is not considered significant.

(c) Cash flow and fair value interest rate risk

Cash flow interest rate risk is the risk that the future cash flows of a financial assets and liabilities will fluctuate because of changes in market interest rates. Fair value interest rate risk is the risk that the value of a financial assets and liabilities will fluctuate because of changes in market interest rates.

The Group's financial liabilities are subject to fixed rates and are measured at amortized cost, hence not subject to repricing and independent of changes in market interest rates.

26.4 Credit risk

Credit risk arises from cash deposited in banks and financial institutions, as well as credit exposures on amounts receivable from customers, related parties and other parties. The Group provides services only to recognized, creditworthy third parties. Individual risk limits are set based on internal ratings in accordance with limits set by the Parent Company's BOD. The utilization of credit limits is regularly monitored. In addition, the Group's receivables are monitored on an ongoing basis and stringent collection policy enforced resulting in an insignificant exposure to bad debt.

The Group's financial assets are categorized based on the Group's collection experience with the counterparties as follows:

- High performing - settlements are obtained from counterparty following the terms of the contracts without much collection effort.
- Underperforming - more than 60 days past due but expected to be collected after some reminders/follow ups.
- Credit impaired - more than 360 days past due and unlikely to be collected despite reminders/follow ups.

The aging analysis of the Group's financial assets that are exposed to credit risks are as follows:

	Notes	Gross amount	High performing	Under-performing	Credit impaired
<i>December 31, 2022</i>					
Cash and cash equivalents	2	264,349,065	264,349,065	-	-
Trade and other receivables	3	1,476,122,406	609,489,407	468,568,898	398,064,101
Refundable deposits	4,10	6,549,638	6,549,638	-	-
		1,747,021,109	880,388,110	468,568,898	398,064,101
<i>December 31, 2021</i>					
Cash and cash equivalents	2	261,885,870	261,885,870	-	-
Trade and other receivables	3	1,097,784,035	653,731,420	158,019,790	286,032,825
Refundable deposits	4,10	4,010,369	4,010,369	-	-
		1,363,680,274	919,627,659	158,019,790	286,032,825

The maximum exposure to credit risk at the reporting date is equal to the carrying value of the financial assets summarized above.

None of the financial assets that are fully performing has been renegotiated in 2022 and 2021.

Credit quality of fully performing financial assets

(a) High performing

(i) Cash in banks

To minimize credit risk exposure, the Group deposits its cash in the following banks:

	2022	2021
Universal banks	132,592,509	98,167,137
Commercial banks	131,756,556	163,718,733
	264,349,065	261,885,870

The remaining item in cash presented in the consolidated statements of financial position pertains to cash on hand amounting to P2,114,456 as at December 31, 2022 (2021 - P2,077,635) (Note 2).

(ii) Trade and other receivables

There is no concentration of credit risk with respect to trade and other receivables as the Group has a large number of customers other than its energy business which only has one (1) customer. Presently, ongoing discussion are being made to address long outstanding balances with the Group's customer in its energy business. Accordingly, the Group provided for allowance for bad debts amounting to P371,546,215 in 2022 (2021 - P214,417,660). To minimize credit risk, the Group transacts only with new counterparties whose credit standing is assessed to be good. As at December 31, 2022, trade and other receivables amounting to P609,489,407 (2021 - P653,731,420) are fully performing thus, collectible. On that basis, the loss allowance from trade receivables as at December 31 was determined as follows:

	Current	High performing	Credit impaired	Total
2022				
Expected loss rate	Within 0% to 3%	Within 0% to 2%	48%	
Trade receivables	195,502,216	468,568,898	774,358,255	1,438,429,369
Loss allowance	808,847	1,361,607	369,375,761	371,546,215
2021				
Expected loss rate	Within 0% to 3%	Within 0% to 2%	56%	
Trade receivables	187,157,362	434,656,010	444,116,218	1,065,929,590
Loss allowance	5,895,210	7,161,896	246,457,833	259,514,939

(iii) Advances to officers, employees and others; Due from related parties

Advances to employees are collected through liquidation and salary deduction, thus, not a financial asset subject to credit risk.

Advances to officers and others and due from a related parties which mainly pertain to cash advances to the Group's officers and its related parties are subject to normal credit terms. Credit risk is minimized since the related party is paying on normal credit terms. Those identified to be uncollectible based on the management's assessment of collectability were fully provided and the expected credit loss on the remaining balance is expected to be immaterial.

(iv) Refundable deposits

Refundable deposits amounting to P6,549,638 as at December 31, 2022 (2021 - P4,010,369) pertain to deposits made to lessors for the lease of the Group's office space and warehouse, which are refundable at the end of the respective lease term.

(b) Underperforming

Underperforming trade and other receivables as at December 31, 2022 amounting to P468,568,898 (2021 - P158,019,790) are related to a number of independent customers with delay in payments but no history of default. Management has assessed based on credit worthiness and existing relationship with customers as well as historical experience that these accounts are fully collectible.

(c) Credit impaired

As at December 31, 2022, trade and other receivables amounting to P398,064,101 (2021 - P286,032,825) are impaired and have been fully provided for with allowance for impairment. The individually impaired receivable from customers relate to customers that are in unexpectedly difficult economic situations. These trade receivables were assessed by management as non-recoverable.

26.5 Liquidity risk

The Group manages liquidity risk by maintaining a balance between continuity of funding and flexibility. As part of its liquidity risk management, the Group regularly evaluates its projected and actual cash flows.

The table below analyzes the Group's financial liabilities into relevant maturity groupings based on the remaining period at reporting date to the contractual maturity date. Amounts disclosed in the table are the contractual undiscounted cash flows.

	Notes	Gross amount	Less than 3 months	3 to 12 months	More than one year
December 31, 2022					
Trade and other payables	11	168,674,199	154,883,149	13,791,050	-
Short-term loans	12	22,728,600	-	22,728,600	-
Borrowings	12	1,593,420,832	1,283,268,616	38,590,088	271,562,128
Future interest payable on short-term loans and borrowings		23,708,368	5,376,055	15,317,313	3,015,000
Lease liabilities	22	20,817,196	2,166,082	5,862,702	12,788,412
Future interest payable on lease liabilities		19,603,997	248,239	638,351	18,717,407
		1,848,953,192	1,445,942,141	96,928,104	306,082,947
December 31, 2021					
Trade and other payables	11	603,339,881	574,300,480	13,791,050	15,248,351
Short-term loans	12	522,271,500	-	522,271,500	-
Borrowings	12	3,571,165,941	4,101,306	255,166,031	3,311,898,604
Future interest payable on short-term loans and borrowings		1,283,268,616	38,590,088	271,562,128	973,116,400
Lease liabilities	22	38,603,347	1,153,944	5,617,911	31,831,492
Future interest payable on lease liabilities		20,731,600	162,904	1,491,338	19,077,358
		6,039,380,885	618,308,722	1,069,899,958	4,351,172,205

The Group expects to settle above financial liabilities in accordance with their contractual maturity.

Historically, maturing obligations are funded by cash flows from operating activities and through short term bank borrowings, as needed, hence, there is no perceived liquidity risks. Long term loans may be obtained only when there is a material capital expenditure.

As at December 31, 2022 and 2021, the Group has undrawn credit lines with local banks.

26.6 Capital management

The primary objective of the Group's capital management is to safeguard the Group's ability to continue its operations on a going concern basis in order to provide adequate return to its shareholders and maintain optimal capital structure to reduce cost of capital and lessen the need to obtain long-term borrowings and maximize shareholder value.

The Group manages its capital structure and makes the adjustments to it, in light of changes in economic conditions. To maintain or adjust the capital structure, the Group may adjust the dividend payment to shareholders, return capital to shareholders or issue new shares. No changes were made in the objectives, policies or processes as at December 31, 2022 and 2021.

The Group monitors capital on the basis of the carrying amount of equity as presented in the consolidated statements of financial position.

As at December 31, the Group's debt-to-equity ratio is calculated as follows:

	2022	2021
Total debt	4,750,452,051	4,786,070,651
Total equity	1,749,882,234	1,246,264,055
Debt-to-equity ratio	2.71	3.84

As at December 31, 2020, the Parent Company has not complied with certain financial ratios including debt to equity and debt service cover ratio that resulted in the reclass of a portion of loans to current.

The Group computes its total debt as at December 31 as follows:

	Notes	2022	2021
Trade and other payables	11	903,937,574	654,029,867
Short-term loans	12	22,728,600	522,271,500
Borrowings	12	3,790,611,825	3,571,165,941
Lease liabilities	22	33,174,052	38,603,347
		4,750,452,051	4,786,070,655

The Group computes its total equity as at December 31 as follows:

	Notes	2022	2021
Share capital	13	907,857,870	907,857,870
Additional paid-in capital	13	121,632,762	121,632,762
Retained earnings (deficit) attributable to the owners of Parent Company		765,856,087	(32,194,999)
Financial asset at fair value through other comprehensive income		(160,000)	(160,000)
Treasury shares		(37,614,990)	(37,614,990)
Revaluation surplus, net of tax	6	(7,689,495)	286,743,411
		1,749,882,234	1,246,264,054

As part of the reforms of the PSE to expand capital market and improve transparency among listed firms, PSE has required listed entities to maintain a minimum of fifteen percent (15%) of their listed issued and outstanding shares to be held by public. The Group is compliant with respect to this requirement as at December 31, 2022 and 2021.

Note 27 - Summary of significant accounting policies

The principal accounting policies applied in the preparation of these consolidated financial statements are set out below. These policies have been consistently applied to all the years presented, unless otherwise stated.

27.1 Basis of preparation

The consolidated financial statements of the Group have been prepared in accordance with Philippine Financial Reporting Standards (PFRS). The term PFRS, in general, includes all applicable PFRS, Philippine Accounting Standards (PAS), and interpretations of the Philippine Interpretations Committee (PIC), Standing Interpretations Committee (SIC) and International Financial Reporting Interpretations Committee (IFRIC) which have been approved by the Financial Reporting Standards Council (FRSC) and adopted by the SEC.

These consolidated financial statements have been prepared under the historical cost convention, as modified by the revaluation of property and equipment - tugboats and fair value measurement of financial assets at fair value through other comprehensive income.

The preparation of consolidated financial statements in conformity with PFRS requires the use of certain critical accounting estimates. It also requires management to exercise its judgment in the process of applying the Group's accounting policies. The areas involving a higher degree of judgment or complexity, or areas where assumptions and estimates are significant to the consolidated financial statements are summarized in Note 26.

Changes in accounting policy and disclosures

(a) New interpretation and amended standards adopted by the Group

The Group has applied the following standard for the first time for their annual reporting period commencing January 1, 2022:

- *Property, Plant and Equipment: Proceeds before intended use - Amendments to PAS 16 (effective January 1, 2022).* The amendment to PAS 16 Property, Plant and Equipment (PP&E) prohibits an entity from deducting from the cost of an item of PP&E any proceeds received from selling items produced while the entity is preparing the asset for its intended use. It also clarifies that an entity is 'testing whether the asset is functioning properly' when it assesses the technical and physical performance of the asset. The financial performance of the asset is not relevant to this assessment. Entities must disclose separately the amounts of proceeds and costs relating to items produced that are not an output of the entity's ordinary activities.
- *Onerous Contracts - Cost of Fulfilling a Contract: Amendments to PAS 37 (effective January 1, 2022).* The amendment to PAS 37 clarifies that the direct costs of fulfilling a contract include both the incremental costs of fulfilling the contract and an allocation of other costs directly related to fulfilling contracts. Before recognizing a separate provision for an onerous contract, an entity recognizes any impairment loss that has occurred on assets used in fulfilling the contract.

- *Annual Improvements to PFRS Standards 2018-2020 (effective January 1, 2022)*. The following improvements were finalized in May 2020:
 - *PFRS 9 Financial Instruments* - clarifies which fees should be included in the 10% test for derecognition of financial liabilities.
 - *PFRS 16 Leases* - amendment of illustrative example 13 to remove the illustration of payments from the lessor relating to leasehold improvements, to remove any confusion about the treatment of lease incentives.
 - *PFRS 1 First-time Adoption of International Financial Reporting Standards* - allows entities that have measured their assets and liabilities at carrying amounts recorded in their parent's books to also measure any cumulative translation differences using the amounts reported by the parent. This amendment will also apply to associates and joint ventures that have taken the same PFRS 1 exemption.

The amendments did not have a significant impact on the consolidated financial statements of the Group.

(b) New standards, amendments and interpretations not yet adopted

Certain new accounting standards, amendments and interpretations have been published that are not mandatory for December 31, 2022 reporting periods and have not been early adopted by the Group. None of these, standards, amendments and interpretation is expected to have a significant impact on the Group's consolidated financial statements except for:

- *Classification of Liabilities as Current or Non-current - Amendments to PAS 1 (effective January 1, 2023)*. The narrow-scope amendments to PAS 1 Presentation of Financial Statements clarify that liabilities are classified as either current or non-current, depending on the rights that exist at the end of the reporting period. Classification is unaffected by the expectations of the entity or events after the reporting date (e.g. the receipt of a waiver or a breach of covenant). The amendments also clarify what PAS 1 means when it refers to the 'settlement' of a liability. The amendments could affect the classification of liabilities, particularly for entities that previously considered management's intentions to determine classification and for some liabilities that can be converted into equity. It must be applied retrospectively in accordance with the normal requirements in PAS 8 Accounting Policies, Changes in Accounting Estimates and Errors.
- *Disclosure of Accounting Policies - Amendments to PAS 1 and PFRS Practice Statement 2 (effective January 1, 2023)*. The IASB amended PAS 1 to require entities to disclose their material rather than their significant accounting policies. The amendments define what is 'material accounting policy information' and explain how to identify when accounting policy information is material. They further clarify that immaterial accounting policy information does not need to be disclosed. If it is disclosed, it should not obscure material accounting information. To support this amendment, the IASB also amended PFRS Practice Statement 2 Making Materiality Judgements to provide guidance on how to apply the concept of materiality to accounting policy disclosures.
- *Definition of Accounting Estimates - Amendments to PAS 8 (effective January 1, 2023)*. The amendment to PAS 8 Accounting Policies, Changes in Accounting Estimates and Errors clarifies how companies should distinguish changes in accounting policies from changes in accounting estimates. The distinction is important, because changes in accounting estimates are applied prospectively to future transactions and other future events, but changes in accounting policies are generally applied retrospectively to past transactions and other past events as well as the current period.

- *Deferred Tax related to Assets and Liabilities arising from a Single Transaction - Amendments to PAS 12 (effective January 1, 2023)*. The amendments to PAS 12 Income Taxes require companies to recognize deferred tax on transactions that, on initial recognition, give rise to equal amounts of taxable and deductible temporary differences. They will typically apply to transactions such as leases of lessees and decommissioning obligations and will require the recognition of additional deferred tax assets and liabilities. The amendment should be applied to transactions that occur on or after the beginning of the earliest comparative period presented. In addition, entities should recognize deferred tax assets (to the extent that it is probable that they can be utilized) and deferred tax liabilities at the beginning of the earliest comparative period for all deductible and taxable temporary differences associated with: - right-of-use assets and lease liabilities, and - decommissioning, restoration and similar liabilities, and the corresponding amounts recognized as part of the cost of the related assets. The cumulative effect of recognizing these adjustments is recognized in retained earnings, or another component of equity, as appropriate. PAS 12 did not previously address how to account for the tax effects of on-balance sheet leases and similar transactions and various approaches were considered acceptable. Some entities may have already accounted for such transactions consistent with the new requirements. These entities will not be affected by the amendments.

The Group is still assessing the impact of the above new, amendments and interpretations to existing standards. However, initial assessment is that adoption of these standards are not expected to significantly impact the Group's financial reporting. All other standards, amendment and interpretations effective after December 31, 2022 are not considered relevant to the Group.

27.2 Consolidation

(a) Business combination

The Group applies the purchase or acquisition method to account for business combinations. The consideration transferred for the acquisition of a subsidiary is the fair values of the assets transferred, the liabilities incurred to the former owners of the acquiree and the equity interests issued by the Group. The consideration transferred includes the fair value of any asset or liability resulting from a contingent consideration arrangement. Identifiable assets acquired and liabilities and contingent liabilities assumed in a business combination are measured initially at their fair values at the acquisition date. The Group measures non-controlling interest based on the non-controlling interest's proportionate share of the acquiree's identifiable net assets.

Acquisition-related costs are expensed as incurred.

If the business combination is achieved in stages, the acquisition date carrying value of the acquirer's previously held equity interest in the acquiree is remeasured to fair value at the acquisition date through profit or loss.

Any contingent consideration to be transferred by the Group is recognized at fair value at the acquisition date. Subsequent changes to the fair value of the contingent consideration that is deemed to be an asset or liability is recognized in accordance with PFRS 9 either in profit or loss or as a change to other comprehensive income. Contingent consideration that is classified as equity is not re-measured, and its subsequent settlement is not accounted for within equity.

The excess of the consideration transferred, the amount of any non-controlling interest in the acquiree and the acquisition-date fair value of any previous equity interest in the acquiree over the fair value of the identifiable net assets acquired is recorded as goodwill. If the total of consideration transferred, non-controlling interest recognized and previously held interest measured is less than the fair value of the net assets of the subsidiary acquired in the case of a bargain purchase, the difference is recognized directly in profit or loss.

(b) Subsidiaries

Subsidiaries are all entities over which the Group has control. The Group controls an entity when the Group is exposed to, or has a right to, variable returns from its involvement with the entity and has the ability to affect those returns through its power over the entity. The subsidiary is fully consolidated from the date on which control is transferred to the Group. They are deconsolidated from the date the control ceases.

Intercompany transactions, balances and unrealized gain on transactions between Parent Company and its subsidiaries are eliminated.

When the Group ceases to have control, any retained interest in the subsidiary is re-measured to its fair value at the date when control is lost, with the change in carrying amount generally recognized in profit or loss. The fair value is the initial carrying amount for purposes of subsequently accounting for the retained interest as an associate, joint venture or financial asset. In addition, any amounts previously recognized in other comprehensive income in respect of that subsidiary are accounted for as if the Group had directly disposed of the related assets or liabilities. This may mean that amounts previously recognized in other comprehensive income are reclassified to profit or loss.

If the Group surrenders control to a related party within the Group it ultimately belongs, the difference between the consideration received and the fair value of the subsidiary at divestment date, is recognized within equity.

(c) Associate

An associate is an entity over which the Group is able to exert significant influence, but which is neither a subsidiary nor a joint venture. Investment in associate is initially recognized at cost and subsequently accounted for using the equity method.

Under the equity method, the carrying amount of the investment in associate is increased or decreased to recognize the Group's share of the net earnings (losses) and other comprehensive income of the associates after the date of acquisition. The Group's share in the net earnings (losses) and other comprehensive income of the associates is recognized in the Group's profit or loss. Items that have been directly recognized in the associates' equity are recognized in equity of the Group. Distributions received from the associates reduce the carrying amount of the investment.

If the Group's share in net losses of associates equals or exceeds its interest in the associates, the Group will discontinue recognizing its share of further losses. The interest in an associate is the carrying amount of the investment in the associate under the equity method together with any long-term interests that, in substance, form part of the Group's net investment in the associate.

After the Group's interest is reduced to zero, additional losses are provided for, and a liability is recognized, only to the extent that the Group has incurred legal or constructive obligations or made payments on behalf of the associate. If the associate subsequently reports profits, the Group resumes recognizing its share of those net earnings only after its share of the earnings equals the share of losses not recognized.

The Group determines at each reporting date whether there is any objective evidence that the investment in the associate is impaired. If this is the case, the Group calculates the amount of impairment as the difference between the recoverable amount of the associate and its carrying value and recognizes the amount adjacent to 'share of profit (loss) of an associate' in profit or loss.

Investment in associate is derecognized when the risk and rewards of ownership have been transferred or extinguished. When the investment in associate is derecognized, its cost and related impairment, if any, are eliminated from the accounts.

27.3 Goodwill

Goodwill is initially measured as the excess of the aggregate of the consideration transferred (including the amount of any non-controlling interest in the acquiree and the acquisition-date fair value of any previous equity interest in the acquiree) over the fair value of the identifiable net assets acquired. If this consideration is lower than the fair value of the net assets of the subsidiary acquired, in the case of a bargain purchase, the difference is recognized directly in profit or loss.

For the purpose of impairment testing, goodwill acquired in a business combination is allocated to each of the cash-generating units (CGUs), or groups of CGUs, that is expected to benefit from the synergies of the combination. Each unit or group of units to which the goodwill is allocated represents the lowest level within the Group at which the goodwill is monitored for internal management purposes. Goodwill is monitored at the operating segment level.

Goodwill impairment reviews are undertaken annually or more frequently if events or changes in circumstances indicate a potential impairment. The carrying value of the CGU containing the goodwill is compared to the recoverable amount, which is the higher of value in use and the fair value less costs of disposal. Any impairment is recognized immediately as an expense and is not subsequently reversed.

27.4 Cash and cash equivalents

Cash and cash equivalents consist of cash on hand, deposits held at call with banks and other short-term, highly liquid investments with original maturities of three months or less from date of acquisition. Deposits held at call with banks earn interest at the prevailing bank interest rate. These are carried at amortized cost.

Other accounting policies related to cash and cash equivalents are disclosed in Note 27.5.

27.5 Investments and other financial instruments

A financial instrument is any contract that gives rise to a financial asset of one entity and a financial liability or equity of another entity. The Group recognizes a financial instrument in the consolidated statement of financial position, when and only when, the Group becomes a party to the contractual provisions of the instrument.

Financial assets

(a) Classification

The Group classifies its financial assets in the following categories:

- those to be measured subsequently at fair value (either through other comprehensive income (OCI) or through profit or loss), and
- those to be measured at amortized cost

The classification depends on the entity's business model for managing the financial assets and the contractual terms of the cash flows. The Group has (a) financial assets classified as financial assets at amortized cost as at December 31, 2022 and 2021 which comprise cash and cash equivalents (Note 27.4), trade and other receivables (Note 27.8), advances to related parties (Note 27.28) and refundable deposits (b) financial assets at fair value through other comprehensive income in the consolidated statement of financial position.

(b) Recognition and derecognition

Regular way purchases and sales of financial assets are recognized on trade-date, the date on which the Group commits to purchase or sell the asset. Financial assets are derecognized when the rights to receive cash flows from the financial assets have expired or have been transferred and the Group has transferred substantially all the risks and rewards of ownership.

(c) Measurement

At initial recognition, the Group measures a financial asset at its fair value.

Subsequent to initial recognition, measurement depends on the Group's business model for managing the asset and cash flow characteristic of the asset. For financial assets at amortized cost, interest income, if any, from these financial assets is included within other income in the statement of total comprehensive income using the effective interest rate method. Impairment losses are presented as separate line item the statement of total comprehensive income.

Where the Group's management has elected to present fair value gains and losses on investments in OCI, there is no subsequent reclassification of fair value gains and losses to profit or loss following the derecognition of the investment. Dividends from such investments continue to be recognized in profit or loss when the Group's right to receive payments is established.

(d) Impairment

The Group assesses on a forward-looking basis the expected credit losses associated with its debt instruments carried at amortized cost and FVOCI. The impairment methodology applied depends on whether there has been a significant increase in credit risk.

Impairment loss is recognized in profit or loss and the carrying amount of the asset is reduced through the use of an allowance. The Group applies the ECL model to measure the impairment for all financial assets at amortized costs.

The Group calculates the allowance for credit losses by considering on a discounted basis the cash shortfalls it would incur in various default scenarios for prescribed future periods and multiplying the shortfalls by the probability of each scenario occurring. ECL are measured through an allowance at an amount equal to:

- the 12-month ECL (that result from those default events on the financial instrument that are possible within 12 months after the reporting date); or
- full lifetime ECL (that result from all possible default events over the life of the financial instrument).

Financial liabilities*(a) Classification*

The Group classifies its financial liabilities in the following categories: financial liabilities at fair value through profit or loss (including financial liabilities held for trading and those that designated at fair value); and other financial liabilities. As at December 31, 2022 and 2021, the Group's financial liabilities are limited to other financial liabilities at amortized cost.

The Group's trade and other payables (excluding payable to government agencies, unliquidated expenses and unearned income) (Note 27.14), advances from related parties (Note 27.28), short-term loans and borrowings (Note 27.16), lease liabilities (Note 27.26) are classified under other financial liabilities at amortized cost (Note 27.15).

Issued financial instruments or their components, which are not designated at fair value through profit or loss, are classified as other financial liabilities, where the substance of the contractual arrangement results in the Group having an obligation either to deliver cash or another financial asset to the holder. Other financial liabilities include accrued expenses. These are included in current liabilities except for maturities greater than 12 months after the reporting period which are classified as non-current liabilities.

(b) Initial recognition and derecognition

Financial liabilities are initially recognized at fair value of the consideration received plus directly attributable transaction costs. A financial liability is derecognized when the obligation under the liability is discharged or cancelled or has expired. Where an existing financial liability is replaced by another from the same lender on substantially different terms, or the terms of an existing liability are substantially modified, such an exchange or modification is treated as a derecognition of the original liability and the recognition of a new liability, and the difference in the respective carrying amounts is recognized in profit or loss.

(c) Subsequent measurement

Other financial liabilities are subsequently measured at amortized cost using the effective interest rate method. Amortized cost is calculated by taking into account any discount or premium on the issue and fees that are an integral part of the effective interest rate.

27.6 Offsetting of financial instruments

Financial assets and liabilities are offset and the net amount reported in the consolidated statement of financial position when there is a legally enforceable right to offset the recognized amounts and there is an intention to settle on a net basis or realize the asset and settle the liability simultaneously. The legally enforceable right must not be contingent on future events and must be enforceable in the normal course of business and in the event of default, insolvency or bankruptcy of the Group or the counterparty.

The Parent Company has the right to offset intercompany payables and receivables as at December 31, 2022 and 2021. Total intercompany receivables offset against payables amounts to P74,803,041 in 2022 (2021 - P64,388,861).

27.7 Fair value measurement

Fair value is the price that would be received to sell an asset or paid to transfer a liability in an orderly transaction between market participants at the measurement date.

The Group classifies its fair value measurements using a fair value hierarchy that reflects the significance of the inputs used in making the measurements. The fair value hierarchy has the following levels:

- quoted prices (unadjusted) in active markets for identical assets or liabilities (Level 1);
- inputs other than quoted prices included within Level 1 that are observable for the asset or liability, either directly (that is, as prices) or indirectly (that is, derived from prices) (Level 2); and
- inputs for the asset or liability that are not based on observable market data (that is, unobservable inputs) (Level 3).

The fair value of financial instruments traded in active markets is based on quoted market prices at the reporting date. A market is regarded as active if quoted prices are readily and regularly available from an exchange, dealer, broker, industry group, pricing service, or regulatory agency, and those prices represent actual and regularly occurring market transactions on an arm's length basis.

The quoted market price used for financial assets held by the Group is the current bid price. These instruments are included in Level 1.

The fair value of assets and liabilities that are not traded in an active market is determined by using valuation techniques. These valuation techniques maximize the use of observable market data where it is available and rely as little as possible on entity specific estimates. If all significant inputs required to fair value an instrument are observable, the asset or liability is included in Level 2.

If one or more of the significant inputs is not based on observable market data, the asset or liability is included in Level 3.

Specific valuation techniques used to value financial instruments include:

- Quoted market prices or dealer quotes for similar instruments.
- Other techniques, such as discounted cash flow analysis, are used to determine fair value for the remaining financial instruments.

The Group's financial asset at FVOCI with quoted market price is valued using Level 1 of the fair value hierarchy.

The Group has no other significant financial assets and liabilities carried at fair value.

The carrying amount of significant financial assets and liabilities, except borrowings (Note 27.5) and lease liabilities (Note 27.26) approximates their fair value as the impact of discounting is not considered significant considering that the remaining significant financial assets and liabilities generally have short term maturity.

For non-financial assets, the Group uses valuation techniques that are appropriate in the circumstances and applies the technique consistently. Commonly used valuation techniques are as follows:

- Market approach - A valuation technique that uses prices and other relevant information generated by market transactions involving identical or comparable (i.e., similar) assets, liabilities or a group of assets and liabilities, such as a business.
- Income approach - Valuation techniques that convert future amounts (e.g., cash flows or income and expenses) to a single current (i.e., discounted) amount. The fair value measurement is determined on the basis of the value indicated by current market expectations about those future amounts.
- Cost approach - A valuation technique that reflects the amount that would be required currently to replace the service capacity of an asset (often referred to as current replacement cost).

The Group's tugboats are valued using Level 2 of the fair value hierarchy. The fair value of tugboats was determined using cost approach where valuation performed are based on cost of reproduction of new vessel, accumulated depreciation, character and utility of the vessel (Note 6).

The Group determines the fair value of its investment properties, which is carried at cost (Note 9), using Level 2 of the fair value hierarchy by direct comparison approach with reference to open market of similar properties with consideration of the location, property size, physical features and economic factors.

The Group has no other significant non-financial assets and liabilities carried at fair value.

27.8 Trade and other receivables

Trade receivables are amounts due from customers for services performed in the ordinary course of business. If collection is expected in one year or less, these are classified as current assets. If not, these are presented as non-current assets.

Trade and other receivables are recognized initially at fair value and subsequently measured at amortized cost using effective interest method, less provision for impairment.

The carrying amount of the receivable is reduced through the use of an allowance account, and the amount of loss is recognized as net impairment losses on financial assets in the statements of total comprehensive income. When a receivable remains uncollectible after the Group has exerted all legal remedies, it is written off against the allowance account for receivables. If in a subsequent period, the amount of impairment loss decreases and the decrease can be related objectively to an event occurring after the impairment was recognized (such as an improvement in the debtor's credit rating), the reversal of the previously recognized impairment loss is recognized in profit or loss.

Reversal of previously recorded impairment provision are based on the result of management's update assessment, considering the available facts and changes in circumstances, including but not limited to results of recent discussions and arrangements entered into with customers as to the recoverability of receivables at the end of the reporting period. When a receivable remains uncollectible after the Group has exerted all legal remedies, it is written-off against the allowance account for receivables. Subsequent recoveries of the amounts previously written off are credited to general and administrative expenses in profit or loss.

Other relevant policies including impairment on receivables are disclosed in Note 27.5.

27.9 Prepayments and other assets

Prepayments are recognized in the consolidated statement of financial position in the event that payment has been made in advance of obtaining right of access to goods or receipt of services and measured at nominal amounts.

Other assets consist substantially of input VAT and leasehold rights.

Input VAT are recognized as assets in the period such input VAT become available as tax credits to the Group and carried over to the extent that it is probable that the benefit will flow to the Group. A provision for unrecoverable input VAT is established when there is objective evidence that the Group will not be able to recover the claims. The carrying amount of the asset is reduced through the use of an allowance account and the amount of the loss is recognized in profit or loss within general and administrative expenses.

Leasehold rights include rights and interests acquired for specific land assets. Leasehold rights are recognized at cost which approximates purchase price or total consideration. Leasehold rights with definite life are amortized over the period of the contract while leasehold rights that have indefinite life, are carried at cost less impairment, if any.

Prepayments and other assets are included in current assets, except when the related goods or services are expected to be received or rendered more than twelve months after the reporting period which are classified as non-current assets.

Prepayments are derecognized in the consolidated statement of financial position upon receipt of goods or services, through amortization over a certain period of time, and use or consumption.

Input VAT are derecognized when applied against output or when written off.

27.10 Property, plant and equipment

All property, plant and equipment are carried at cost less accumulated depreciation and any impairment except for tugboats which are carried at revalued amounts.

Tugboats are initially recognized at cost. Subsequently, tugboats are carried at revalued amounts, which is the fair value at date of revaluation less any subsequent accumulated depreciation and accumulated impairment losses. The Parent Company engages external, independent and qualified valuers to determine the fair value of the Parent Company's tugboats once every 3-5 years. Increases in the carrying amounts arising on revaluation of tugboats are recognized, net of tax, in other comprehensive income and revaluation surplus, net of tax, in shareholders' equity. To the extent that the increase reverses a decrease previously recognized in profit or loss, the increase is first recognized in profit or loss. Decreases that reverse previous increases of the same asset are first recognized in other comprehensive income to the extent of the remaining surplus attributable to the asset; all other decreases are charged to profit or loss.

Each year, the Group transfers from revaluation surplus reserve to retained earnings the difference between the depreciation charges calculated based on the revalued amount and the depreciation charge based on the assets' historical cost.

The profit or loss on disposal of a revalued asset is determined as the difference between the net disposal proceeds and the carrying amount of the asset. On disposal of the revalued asset, the relevant revaluation surplus included in equity is transferred directly to retained earnings.

All other property, plant and equipment is stated at historical cost less depreciation. Historical cost includes expenditure that is directly attributable to the acquisition of the items.

Subsequent costs are included in the asset's carrying amount or recognized as a separate asset, as appropriate, only when it is probable that future economic benefits associated with the item will flow to the Group and the cost of the item can be measured reliably. The carrying amount of the replaced part is derecognized. All other repairs and maintenance are charged to profit or loss during the financial period in which these are incurred.

Dry docking cost represents major inspection and overhaul costs and is depreciated to reflect consumption benefits which is to be replaced or restored by the subsequent dry docking generally every two (2) years. The Group has included these dry-docking expenses as part of tugboat component. Land is not depreciated. Depreciation on other assets is calculated using the straight-line method to allocate their costs or revalued amounts to their residual values over their estimated useful lives (in years), as follows:

Tugboats	8 to 26
Barges	10 to 37
Plant, building and improvements	10-25
Transportation equipment	5
Construction equipment	5
Diving and oil spill equipment	3 to 5
Furniture, fixtures and leasehold improvements	3 to 4

Construction in-progress is stated at cost. This includes cost of construction and other direct costs. Construction in-progress is not depreciated until such time as the relevant assets are completed and are available for use. Tugboats under construction is classified as "Property, plant and equipment at cost" and subsequently transferred to "Property and equipment at revalued amounts" upon completion.

Leasehold improvements are amortized over the estimated useful life of the improvements, which is shorter than the lease term, considering the renewal option.

The assets' residual values and useful lives are reviewed, and adjusted if appropriate, at each reporting date.

An asset's carrying amount is written down immediately to its recoverable amount if the asset's carrying amount is greater than its estimated recoverable amount (Note 27.13).

An item of property, plant and equipment is derecognized upon disposal or when no future economic benefits are expected from its use or disposal at which time the cost, appraisal increase and their related accumulated depreciation are removed from the consolidated statement of financial position. Any gains and losses on disposals of an asset as cost are determined by comparing proceeds with carrying amount and are recognized in profit or loss.

27.11 Computer software

Acquired computer software licenses are capitalized on the basis of the costs incurred to acquire and bring to use the specific software. These costs will be amortized over its estimated useful lives of five (5) years from the start of its use. Costs associated with maintaining computer software programs are recognized as an expense as incurred.

Computer software is derecognized upon disposal or when no future economic benefits are expected from its use or disposal at which time the cost and the related accumulated amortization are removed from the consolidated statement of financial position. Any gains and losses on disposals are determined by comparing the proceeds with the carrying amount of the assets and are recognized in profit or loss.

Relevant disclosures for Group's accounting policies on impairment of computer software are discussed in Note 27.13.

27.12 Investment property

Investment property is recognized as an asset, when it is probable that the future economic benefits that are associated with the investment property will flow to the Group and the cost of the asset can be measured reliably.

Investment properties consist of land in various locations. Land is initially recognized at cost and subsequently carried at cost less any impairment losses. Land is not depreciated.

Transfers are made to investment property when, and only when, there is a change in use, evidenced by ending of owner-occupation and commencement of an operating lease to another party. Transfers are made from investment property when, and only when, there is a change in use, evidenced by commencement of owner-occupation or commencement of development with a view to sell.

For a transfer from investment property to owner-occupied property or inventories, the deemed cost of property for subsequent accounting is its carrying amount at the date of change in use. If the property occupied by the Group as an owner-occupied property becomes an investment property, the Group accounts for such property in accordance with the policy stated under property, plant and equipment up to the date of change in use.

Investment property is derecognized when it has either been disposed of or when the investment property is permanently withdrawn from use and no future benefit is expected from its disposal. Gains or loss on derecognition of an investment property is calculated as the difference between any disposal proceeds and the carrying amount of the related asset and is recognized in profit or loss in the year of derecognition.

27.13 Impairment of non-financial assets

Non-financial assets that have an indefinite useful life, such as land, are not subject to amortization and are tested annually for impairment. Other non-financial assets, mainly property, plant and equipment, computer software, investment properties, input VAT, investment in associate and leasehold rights, are reviewed for impairment whenever events or changes in circumstances indicate that the carrying amount may not be recoverable. An impairment loss is recognized for the amount by which the asset's carrying amount exceeds its recoverable amount. The recoverable amount is the higher of an asset's fair value less cost to sell and value in use. For the purposes of assessing impairment, assets are grouped at the lowest levels for which there are separately identifiable cash flows (cash-generating units). Impairment losses, if any, are recognized in profit or loss as part of general and administrative expenses.

When impairment loss subsequently reverses, the carrying amount of the asset or cash-generating unit is increased to the revised estimate of its recoverable amount, but the increased carrying amount should not exceed the carrying amount that would have been determined had no impairment loss been recognized for the asset or cash-generating unit in prior years. Reversals of an impairment loss are credited to the provision account in profit or loss.

27.14 Trade and other payables

Trade and other payables are recognized in the period in which the related money, goods or services are received or when a legally enforceable claim against the Group is established or when the corresponding assets or expenses are recognized. These are classified as current liabilities if payment is due within one year or less. If not, these are presented as non-current liabilities.

Trade and other payables are recognized initially at fair value and subsequently measured at amortized cost using effective interest method.

These are derecognized when extinguished or when the obligation is discharged, cancelled, or has expired.

Other relevant policies on trade and other payables are disclosed in Note 27.5.

27.15 Borrowings and borrowing cost

(a) Borrowings

Borrowings are measured initially at fair value, net of transaction costs incurred. Borrowings are subsequently measured at amortized cost. Any difference between the proceeds (net of transaction costs) and the redemption value is recognized in profit or loss over the period of the borrowings using the effective interest method.

Fees paid on the establishment of loan facilities are recognized as transaction costs of the loan to the extent that it is probable that some or all of the facility will be drawn down. In this case, the fee is deferred until the draw-down occurs. To the extent there is no evidence that it is probable that some or all of the facility will be drawn down, the fee is capitalized as a pre-payment for liquidity services and amortized over the period of the facility to which it relates.

Borrowings are classified as current liabilities unless the Group has unconditional right to defer settlement of the liability for at least twelve months after the reporting date.

Borrowings are derecognized when the obligation is settled, paid or discharged.

A substantial modification of the terms of an existing financial liability or a part of it shall be accounted for as an extinguishment of the original financial liability and the recognition of a new financial liability. Where the terms of a financial liability are modified, a gain or loss is recognized in profit or loss, which is measured as the difference between the carrying amount of the financial liability and the discounted present value of the cash flows under the new terms, including any fees paid net of any fees received and discounted using the original effective interest rate. If the modification of the terms of borrowings is accounted for as an extinguishment, any costs or fees incurred are recognized as part of the gain or loss on extinguishment. If the modification of the terms of borrowings is not accounted for as an extinguishment, any cost or fees incurred adjust the carrying amount of the liability and are amortized over the remaining term of the modified liability.

(b) Borrowing costs

Borrowing costs incurred for the construction of any qualifying asset, if any, are capitalized during the period of time that is required to complete and prepare the asset for its intended use.

All other borrowing costs are recognized in profit or loss in the period in which these are incurred.

27.16 Provisions and contingencies

Provisions are recognized when the Group has a present legal or constructive obligation as a result of past events, it is probable that an outflow of resources will be required to settle the obligation, and the amount has been reliably estimated. Provisions are not recognized for future operating losses. Where there are a number of similar obligations, the likelihood that an outflow will be required in settlement is determined by considering the class of obligations as a whole. A provision is recognized even if the likelihood of an outflow with respect to any one item included in the same class of obligations may be small.

Provisions are measured at the present value of the expenditures expected to be required to settle the obligation using a pre-tax rate that reflects current market assessments of the time value of money and the risks specific to the obligation. The increase in the provision due to passage of time is recognized as interest expense.

Provisions are reviewed at the end of each reporting period and adjusted to reflect the current best estimate. If it is no longer probable that an outflow of resources embodying economic benefits will be required to settle the obligation, the provision is reversed and derecognized from the consolidated statement of financial position.

Contingent liabilities are not recognized in the consolidated financial statements. These are disclosed unless the possibility of an outflow of resources embodying economic benefits is remote. Contingent assets are not recognized in the consolidated financial statements but disclosed when an inflow of economic benefit is probable. If it becomes virtually certain that an inflow of economic benefits will arise, the asset and the related income are recognized in the consolidated financial statements.

27.17 Current and deferred income tax

The tax expense for the year comprises current and deferred tax. Tax is recognized in profit or loss, except to the extent that that it relates to items recognized in other comprehensive income or directly in equity. In this case, the tax is also recognized in other comprehensive income or directly in equity, respectively.

The current income tax charge is calculated on the basis of the tax laws enacted or substantively enacted at the reporting date. Management periodically evaluates positions taken in tax returns with respect to situations in which applicable tax regulation is subject to interpretation. It establishes provisions where appropriate on the basis of amounts expected to be paid to the tax authorities.

Deferred income tax (DIT) is recognized on temporary differences arising between the tax bases of assets and liabilities and their carrying amounts in the consolidated financial statements. However, DIT is not accounted for if it arises from initial recognition of an asset or liability in a transaction other than a business combination that at the time of the transaction affects neither accounting nor taxable profit or loss. DIT is determined using tax rates (and laws) that have been enacted or substantively enacted by the reporting date and are expected to apply when the related DIT asset is realized or the DIT liability is settled.

DIT assets are recognized for all deductible temporary differences to the extent that it is probable that future taxable profit will be available against which the temporary differences can be utilized.

DIT liabilities are recognized in full for all taxable temporary differences, except to the extent that the DIT liability arises from the initial recognition of goodwill. DIT liabilities are provided on taxable temporary differences arising from investments in subsidiaries and associates, except for DIT liability where the timing of the reversal of the temporary difference is controlled by the Group and it is probable that the temporary difference will not reverse in the foreseeable future.

Generally, the Group is unable to control the reversal of the temporary difference for associates. Only where there is an agreement in place that gives the Group the ability to control the reversal of the temporary difference not recognized.

DIT assets are recognized on deductible temporary differences arising from investments in subsidiaries and associates only to the extent that it is probable that the temporary difference will reverse in the future and there is sufficient taxable profit available against which the temporary difference can be utilized.

Specifically, DIT is provided on the temporary difference between the carrying amount of the revalued property, plant and equipment and its tax base. Any taxable temporary difference reflects the tax consequences that would follow from the recovery of the carrying amount of the asset through sale (non-depreciable assets) and through use (depreciable assets), using the tax rate applicable to the taxable amount derived from the sale of a non-depreciable capital or ordinary asset or the tax rate applicable during the years the asset is utilized.

DIT assets and liabilities are offset when there is a legally enforceable right to offset current tax assets against current tax liabilities and when the DIT assets and liabilities relate to income taxes levied by the same taxation authority on either the taxable entity or different taxable entities where there is an intention to settle the balances on a net basis.

The Group re-assesses at each reporting date the need to recognize a previously unrecognized DIT asset, if any.

DIT assets and liabilities are derecognized when the related temporary difference is realized or settled.

27.18 Employee benefits

The Group provides short-term, retirement and terminal benefits to its employees. The Group did not grant any stock options or share based payments to its officers and employees.

(a) Other short-term employee benefits

Short-term employee benefit obligations are measured on an undiscounted basis and are expensed as the related service is provided.

(b) Retirement benefit obligations

Defined benefit plan is defined as an amount of retirement benefit that an employee will receive on retirement, usually dependent on one or more factors such as age, years of service and compensation.

The liability recognized in respect of defined benefit retirement plans is the present value of the defined benefit obligation at the end of the reporting period less the fair value of plan assets, if any. The defined benefit obligation is calculated annually by independent actuaries using the projected unit credit method. The present value of the defined benefit obligation is determined by discounting the estimated future cash outflows using interest rates of government bonds that are denominated in the currency in which the benefits will be paid, and that have terms to maturity approximating to the terms of the related retirement obligation.

Remeasurement gains and losses arising from experience adjustments and changes in actuarial assumptions are charged or credited to equity in unrestricted earnings in the period in which these arise.

Past service costs are recognized immediately in profit or loss.

The net interest cost is calculated by applying the discount rate to the net balance of the defined benefit obligation and the fair value of plan assets. This cost is included in personnel cost (Note 18) in profit or loss.

(c) Termination benefits

Termination benefits are payable when employment is terminated by the Group before the normal retirement date, or whenever an employee accepts voluntary redundancy in exchange for these benefits. The Group recognizes termination benefits at the earlier of the following dates: (a) when the Group can no longer withdraw the offer of those benefits; and (b) when the entity recognizes costs for a restructuring that is within the scope of PAS 37 and involves the payment of termination benefits. In the case of an offer made to encourage voluntary redundancy, the termination benefits are measured based on the number of employees expected to accept the offer. Benefits falling due more than 12 months after the end of the reporting period are discounted to their present value.

27.19 Share capital

Common shares, recognized at par value, are classified as equity.

Incremental costs directly attributable to the issue of new shares or options are shown in equity as a deduction from the proceeds, net of tax.

When the shares are issued at a premium, the difference between the proceeds and the par value is credited to the “Additional paid-in capital” account. When the shares are issued for a consideration other than cash, the proceeds are measured by the fair value of the consideration received. In case the shares are issued to extinguish or settle the liability of the Group, the shares shall be measured either at fair value of the share issued or fair value of the liability settled, whichever is more reliably determinable.

Where any member of the Group purchases the Group’s equity share capital (treasury shares), the consideration paid, including any directly attributable incremental costs (net of income taxes) is deducted from equity attributable to the Group’s equity holders until the shares are cancelled, reissued or disposed of. Where such shares are subsequently sold or reissued, any consideration received, net of any directly attributable incremental transaction costs and the related income tax effects, is included in equity attributable to the Group’s equity holders.

27.20 Other comprehensive income

Other comprehensive income comprises items of income and expense (including items previously presented under the consolidated statement of changes in equity) that are not recognized in profit or loss for the year in accordance with PFRS.

27.21 Retained earnings (deficit)

Retained earnings (deficit) represent the accumulated profit or loss arising from the operations of the Group and reserves for remeasurement on retirement benefit obligation less any dividends declared by the Parent Company.

Appropriation of retained earnings is recognized based on the provisions of the Corporation Code of the Philippines and by approval of the Parent Company’s BOD. The Parent Company’s BOD releases retained earnings from the appropriation when the purpose of such appropriation has been completed.

27.22 Dividend distribution

Dividend distribution to the Parent Company’s shareholders is recognized as a liability in the consolidated financial statements in the period in which the dividends are approved by the Parent Company’s BOD.

27.23 Foreign currency transactions and translation

(a) Functional and presentation currency

Items included in the consolidated financial statements of the Group are measured using the currency of the primary economic environment in which the entity operates (the 'functional currency'). The consolidated financial statements are presented in Philippine Peso, which is the Parent Company's functional and presentation currency.

(b) Transactions and balances

Foreign currency transactions are translated into Philippine Peso using the exchange rates prevailing at the dates of the transactions or valuation where items are remeasured. Foreign exchange gains and losses resulting from the settlement of such transactions and from the translation at year-end exchange rates of monetary assets and liabilities denominated in foreign currencies are recognized in profit or loss. All foreign exchange gains and losses except for foreign exchange loss on borrowings are presented in profit or loss within other income (expense), net. Foreign exchange gains and losses from borrowings are presented as part of finance cost in profit or loss.

(c) Subsidiary

The results and financial position of the subsidiary, (which has no currency of a hyperinflationary economy), that has a functional currency different from the presentation currency are translated into the presentation currency as follows:

- i) Assets and liabilities for each statement of financial position presented are translated at the closing rate at the reporting date;
- ii) Income and expenses for each statement of income are translated at average exchange rates (unless this average is not a reasonable approximation of the cumulative effect of the rates prevailing on the transaction dates, in which case income and expenses are translated at the dates of the transactions); and
- iii) All resulting exchange differences are recognized as cumulative translation differences as a separate line item under equity.

As at December 31, 2022, cumulative loss on translation differences recognized in equity amounted to P7,497,456 (2021 - P7,874,394).

27.24 Revenue recognition

Revenue is measured based on the consideration specified in a contract with customer. The Group recognizes revenue when it transfers control over service to a customer.

(a) Sale of services

The Group provides (i) harbor assistance, (ii) lighterage services (iii) towing services and (iv) salvage income. These services are provided on a time-basis or as a fixed-price contract, net of any subsequent discounts. Discounts are considered as part of the transaction price when granting such is highly probable. Contract terms of services are generally range from less than a year. Revenue from providing services is recognized in the accounting period in which the services are rendered. For fixed-price contracts, revenue is recognized based on the actual service provided to the end of the reporting period as a proportion of the total services to be provided because the customer receives and uses the benefits simultaneously.

(b) Revenue on generation and sale of solar energy

The Group is engaged in the generation and sale of solar energy. Revenue is recognized monthly based on the transmission of solar energy to its sole customer. Revenue is recognized when the solar energy is delivered as this is the point in time that the consideration is unconditional because only the passage of time is required before the payment is due. Revenue is also recognized based on the price agreed with the customer and is only recognized to the extent that it is probable that a significant reversal will not occur. No element of financing is deemed present as the sale are made with a credit of ten (10) to fifteen (15) days.

(c) Revenue/Income on construction contracts

A construction contract is a contract specifically negotiated for the construction of an asset or combination of assets that are closely interrelated or interdependent in terms of their design and function or their ultimate purpose or use.

When the outcome of a construction contract can be estimated reliably and it is probable that the contract will be profitable, contract revenue is recognized over the period of the contract by reference to the stage of completion. Contract costs are recognized as expenses by reference to the stage of completion of the contract activity at the end of the accounting period.

When the outcome of a construction contract cannot be estimated reliably, contract revenue is recognized only to the extent of contract costs incurred that are likely to be recoverable. Variations in contract work, claims and incentive payments are included in contract revenue to the extent that may have been agreed with the customer and are capable of being reliably measured.

The Group uses the 'percentage of completion method' to determine the appropriate amount to recognize in a given period. The stage of completion is measured by reference to the contract costs incurred up to the end of the reporting period as a percentage of total estimated costs for each contract. Costs incurred in the year in connection with future activity on a contract are excluded from contract costs in determining the stage of completion. These are presented as inventories, prepayments or other assets, depending on their nature.

When it is probable that total contract costs will exceed total contract revenue, the expected loss is recognized immediately in profit or loss as part of cost of construction contracts, with a corresponding credit to allowance. The amount of such loss is determined irrespective of whether or not work has commenced on the contract, the stage of completion of contract activity, or the amount of profits expected to arise on other contracts, which are not treated as a single construction contract.

Changes in contract performance, contract conditions and estimated profitability, including those arising from contract penalty provisions and final contract settlements which may result in revisions to estimated costs and gross margins will be recognized in the year in which the changes are determined.

Progress payments received under the construction contracts are deducted from contract assets as the contract is completed. Progress payments received before corresponding work has been performed (or in excess of percentage of completion) are presented as advances from customers under trade and other payable in the consolidated statement of financial position.

The Group recognizes on a net and gross basis when it satisfies its promise to facilitate the service over a period of time when it is not a principal in a contract and acting as the principal in a contract, respectively. The Group is not the principal for construction contracts, wherein the Group does not control the service before it is transferred to a customer and the Group is not solely responsible for the service and discretion in establishing contract prices.

(d) Financing components

The Group does not expect to have any contracts where the period between the transfer of the promised goods or services to the customer and payment by the customer exceeds one year. As a consequence, the Group does not adjust any of the transaction prices for the time value of money.

(e) Contract assets and liabilities

Lighterage services are normally billed to the customer one month in advance. The customer pays the fixed amount based on the billing. If the performance obligations fulfilled by the Group exceed the total payments received to date, a contract asset is recognized. If the total payments received to date exceed the performance obligation fulfilled, a contract liability is recognized and is presented as unearned revenue. The contract assets are transferred to receivables when the Group's rights to the contract consideration become unconditional. A right to consideration is unconditional if only the passage of time is required before payment of that consideration is due.

Other income

(a) Interest income

Interest income is recognized in profit or loss on a time-proportion basis using the effective interest method. Interest income from cash in banks and short-term placements is presented net of final taxes paid and withheld.

(b) Dividend income

Dividend income is recognized in profit or loss when the right to receive payment is established.

27.25 Costs and expenses

Costs and expenses are recognized:

- (a) on the basis of a direct association between the costs incurred and the earning of specific items of income;
- (b) on the basis of systematic and rational allocation procedures (i.e. when economic benefits are expected to arise over several accounting periods and the association with income can only be broadly or indirectly determined); or
- (c) immediately and as incurred (i.e. when an expenditure produces no future economic benefits or when, and to the extent that future economic benefits do not qualify, or cease to qualify, for recognition in the consolidated statement of financial position).

Costs and expenses are presented in the profit or loss according to their function.

27.26 Leases where Group is a lessee

Assets and liabilities arising from a lease are initially measured on a present value basis. The interest expense is recognized in the profit or loss over the lease period so as to produce a constant periodic rate of interest on the remaining balance of the liability for each period. The right-of-use asset is amortized over the shorter of the asset's useful life and the lease term on a straight-line basis.

(a) Measurement of lease liabilities

Lease liabilities include the net present value of the following lease payments:

- fixed payments (including in-substance fixed payments), less any lease incentives receivable
- variable lease payment that are based on an index or a rate
- amounts expected to be payable by the lessee under residual value guarantees
- the exercise price of a purchase option if the lessee is reasonably certain to exercise that option
- payments of penalties for terminating the lease, if the lease term reflects the lessee exercising that option

Lease payments to be made under reasonably certain extension options are also included in the measurement of the liability.

The lease payments are discounted using the interest rate implicit in the lease. If that rate cannot be readily determined, which is generally the case for the Group's leases, the lessee's incremental borrowing rate is used, being the rate that the individual lessee would have to pay to borrow the funds necessary to obtain an asset of similar value to the right-of-use asset in a similar economic environment with similar terms, security and conditions.

To determine the incremental borrowing rate, the Group:

- where possible, uses recent third-party financing received by the individual lessee as a starting point, adjusted to reflect changes in financing conditions since third party financing was received,
- uses a build-up approach that starts with a risk-free interest rate adjusted for credit risk for leases held for entities which do not have recent third-party financing, and
- makes adjustments specific to the lease (i.e. term, currency and security).

Lease payments are allocated between principal and interest expense. The interest expense is charged to profit or loss over the lease period so as to produce a constant periodic rate of interest on the remaining balance of the liability for each period.

(b) Measurement of right-of-use assets

Right-of-use assets are measured at cost comprising the following:

- the amount of the initial measurement of lease liability,
- any lease payments made at or before the commencement date less any lease incentives received,
- any initial direct costs, and
- restoration costs.

Right-of-use assets are generally amortized over the shorter of the asset's useful life and the lease term on a straight-line basis. If the Group is reasonably certain to exercise a purchase option, the right-of-use assets are amortized over the underlying asset's useful life.

(c) Extension and termination options

In determining the lease term, management considers all facts and circumstances that create an economic incentive to exercise an extension option, or not exercise a termination option. Extension options (or periods after termination options) are only included in the lease term if the lease is reasonably certain to be extended (or not terminated). The lease term is reassessed if an option is actually exercised (or not exercised) or the Group becomes obliged to exercise (or not exercise) it. The assessment of reasonable certainty is revised only if a significant event or a significant change in circumstances occurs, which affects this assessment, and that is within the control of the lessee.

(d) Short-term leases and leases of low-value assets

Payments associated with short-term leases and leases of low-value assets are recognized on a straight-line basis as an expense in the profit or loss. Short-term leases are leases with a lease term of 12 months or less. Low-value assets comprise IT-equipment and small items of office furniture.

27.27 Earnings (Loss) per share

(a) Basic

Basic earnings (loss) per share is calculated by dividing the profit attributable to shareholders of the Parent Company by the weighted average number of common shares in issue during the year, excluding common shares purchased by the Parent Company and held as treasury shares. In a capitalization or bonus issue or a share split, common shares are issued to existing shareholders for no additional consideration. Therefore, the number of common shares outstanding is increased without an increase in resources. The number of common shares outstanding before the event is adjusted for the proportionate change in the number of common shares outstanding as if the event had occurred at the beginning of the earliest period presented.

(b) Diluted

Diluted earnings (loss) per share is calculated by adjusting the weighted average number of common shares outstanding to assume conversion of all dilutive potential common shares. The Parent Company has two possible categories of dilutive potential common shares: convertible debt and share options. The Parent Company has no convertible debt nor share options as at December 31, 2022, 2021 and 2020.

27.28 Related party relationships and transactions

Related party relationship exists when one party has the ability to control, directly, or indirectly through one or more intermediaries, the other party or exercise significant influence over the other party in making financial and operating decisions. Such relationship also exists between and/or among entities which are under common control with the reporting enterprise, or between and/or among the reporting enterprise and its key management personnel, directors, or its shareholders. In considering each possible related party relationship, attention is directed to the substance of the relationship, and not merely the legal form.

Related party transaction is a transfer of resources, services or obligations between a reporting entity and a related party, regardless of whether a price is charged.

27.29 Segment reporting

Operating segments are reported in a manner consistent with the internal reporting provided to the chief operating decision-maker. The chief operating decision-maker, who is responsible for allocating resources and assessing performance of the operating segments, has been identified as the Executive Management Committee that makes strategic decisions, under the policies adopted by the BOD.

As at December 31, 2022 and 2021, the Group has two (2) operating business segments which pertains to revenue and related economic activities arising from harbor assistance including those of Jetty construction services and renewable energy. In 2017, the Group started to venture into renewable energy by establishing HSEC and acquiring ADGI, then ADF1 and ADF2 in 2018.

Below are the segments of the Group:

As at and for the year ended December 31, 2022

	Harbor assistance	Renewable energy	Elimination	Total
Revenue	2,375,197,590	324,357,740	-	2,699,555,330
Segment result	400,408,749	(106,694,873)	(8,537,452)	285,176,424
Share in net profit of associate	(4,546,498)	-	-	(4,546,498)
Finance costs	(168,085,128)	(122,505,060)	-	(290,590,188)
Income tax expense	20,458,990	-	-	20,458,990
Profit (Loss) for the year	248,236,113	(229,199,933)	(8,537,452)	10,498,728
Segment assets	5,562,332,723	2,944,070,362	(1,655,232,848)	6,851,170,237
Segment liabilities	(3,368,646,885)	(3,223,338,516)	1,512,181,645	(5,079,803,756)
Capital expenditures	1,661,547,174	(6,165)	-	1,661,541,009
Depreciation and amortization	363,940,642	89,377,328	-	453,317,970
Non-cash expenses other than depreciation and amortization	-	-	-	-

As at and for the year ended December 31, 2021

	Harbor assistance	Renewable energy	Elimination	Total
Revenue	1,607,698,208	301,641,340	-	1,909,339,548
Segment result	109,584,985	4,427,860	(11,031,043)	102,981,802
Share in net profit of associate	20,278,057	-	-	20,278,057
Finance costs	(168,382,240)	(101,679,434)	-	(270,061,674)
Income tax benefit	(11,209,506)	-	-	(11,209,506)
Loss for the year	(49,728,704)	(97,251,574)	(11,031,043)	(158,011,321)
Segment assets	4,913,775,959	2,907,718,566	(1,612,248,752)	6,209,245,773
Segment liabilities	(3,504,820,722)	(2,957,786,784)	1,512,281,393	(4,950,326,113)
Capital expenditures	272,037,935	53,304	-	272,091,239
Depreciation and amortization	347,834,822	90,224,517	-	438,059,339
Non-cash expenses other than depreciation and amortization	-	-	-	-

Note 29 - Impact of Coronavirus disease (Covid-19)

Subsequent to the outbreak of the Coronavirus Disease 2019 (“COVID-19 pandemic”) in early 2020, a series of measures to curb the COVID-19 outbreak has been and continues to be implemented in countries where the Group and its related parties operates. The Group has taken appropriate measures to preserve the health and safety of its employees and stakeholders as well as the business operations and in compliance with government mandated issuances and regulations.

The pandemic has resulted in limited operations of the TUG’s business as a result of government-imposed restrictions in the country starting March 17, 2020 leading to a slow down of the Group’s service income. In 2022, recovery was seen as government-imposed restrictions were slowly lifted. Service income has improved as compared to 2021. However, the quarantine restrictions brought about by the pandemic continue to affect the capacity of customers to pay their outstanding balances and thereby increasing the number of overdue accounts. The Group also entered into loan restructuring agreements with local banks.

The Group is closely monitoring the status of the COVID-19 pandemic and its continuing impact on its business operations. Nonetheless, management has appropriately considered the impact of the pandemic in determining the recoverability of its assets and sufficiency of provisions as at December 31, 2022 and along with this, will continue to address the issues that directly affect its business operations and is optimistic and expects that the COVID-19 pandemic would not have a significant long-term impact on the Group’s financials.

Harbor Star Base Ports



Harbor Star Offices

Head Office

Makati

Harbor Star Shipping Services, Inc.
2224 A. Bonifacio Street corner Pres. Sergio Osmeña
Highway, Bangkal, Makati City, 1233, Philippines
Tel. Nos.: (+632) 8886-3703 to 09
Fax No.: (+632) 8887-2103
Email Add.: info@harborstar.com.ph

Regional Offices

Batangas

2F Batangas Business Center,
Barangay Calicanto, Batangas City
Batangas, 4200
Tel.: (+6343) 784-4751
Mobile No.: (+63999) 221-8062
Email Add.: batangas@harborstar.com.ph

Cagayan de Oro

15B, 2nd Floor Neocentral Arcade
Cugman National Highway
Cagayan De Oro City, 9000
Telefax: (+6388) 856-1594
Mobile No.: (+63928) 504-9017
Email Add.: cdo@harborstar.com.ph

Cebu

Unit 1, Benley Building, J. De Veyra Street
North Reclamation Area, Brgy. Carreta
Cebu City, 6000
Tel No.: (+6332) 268-5330
Mobile No.: (+63997) 702-6854 • (+63946) 565-8963
Email Add.: cebu@harborstar.com.ph

Davao

G/F SJRDC Bldg., Insular Village, Lanang
Davao City, 8000
Tel. No.: (+632) 8553-1554 or 557
Mobile No.: (+63908) 815-4324 • (+63917) 547-1246
Email Add.: davao@harborstar.com.ph

Iloilo

Sea Eagle Boulevard, Brgy. Libertad Lapuz,
Lapaz, Iloilo City, 5000
Mobile No.: (+63998) 961-8557 • (+63946) 565-8963
Fax No.: (+63946) 565-8963
Email Add.: iloilo@harborstar.com.ph

Subic

Unit 9 &10, Alava Quay, Waterfront Road
Subic Bay Metropolitan Authority
Tel. No.: (+6347) 250 3687
Mobile No.: (+63927) 502-8578 • (+63917) 881-9631
Email Add.: subic@harborstar.com.ph

Zamboanga

Unit 1, 2nd Floor Jasmin Towers Building,
Mayor Jaldon corner Buenavista Streets,
Zamboanga City, 7000
Mobile No.: (+63966) 403-5120
Email Add.: mrcagais@harborstar.com.ph

Overseas Offices

Peak Flag Sdn Bhd

N6-04 The Gamuda Biz Suites, 12, Persiaran Anggerik
Vanilla, Kota Kemuning 40460 Shah Alam
Selangor, Malaysia
Tel. No.: (+603) 5879-9326
Mobile No.: (+6012) 2018-117
Email Add.: adev.pf@gmail.com
adev@peakflag.com

Harbor Star East Asia (Myanmar) Limited

Level 8A, Union Financial Centre (UFC), cor.
Mahabandoola Road and Thein Phyu Road
Botahtaung Township, Yangon
Republic of the Union of Myanmar
Mobile No.: (+95) 979-3926113
Email Add.: tommythan.cta@gmail.com

Harbor Star East Asia (Thailand) Co., Ltd.

Unit 907 Park Ventures Ecoplex, 57 Wireless Road
Lumpini, Pathumwan, Bangkok 10330
Email Add.: hsea.th@harborstar.com.ph



HARBOR STAR
SHIPPING SERVICES, INC.

2224 A. Bonifacio Street corner
Pres. Sergio Osmeña Highway
Bangkal, Makati City, 1223, Philippines
www.harborstar.com.ph